

# 2018 NORDIC SHOOTING CHAMPIONSHIPS

OSLO, NORWAY - 23-26 AUGUST



NORWEGIAN SHOOTING ASSOCIATION





# 2018 NORDIC SHOOTING CHAMPIONSHIPS

## TABLE OF CONTENTS:

1. Cover page
2. Table of Contents
3. Competition Officials
4. Medal Standings
5. Competition Schedule
6. Final Results in the following order:

### **Pistol:**

#### **10m Air Pistol:**

Senior Men  
Senior Women  
Senior Mix  
Junior Men  
Junior Women  
Junior Mix

#### **25m Pistol 30+30:**

Senior Men  
Senior Women  
Junior Men  
Junior Women

#### **25m Standard Pistol:**

Senior Women  
Junior Women

#### **25m Rapid Fire Pistol:**

Junior Men

#### **50m Pistol:**

Open Class

### **Rifle:**

#### **10m Air Rifle:**



# 2018 NORDIC SHOOTING CHAMPIONSHIPS

Senior Men  
Senior Men Team  
Senior Women  
Senior Women Team  
Senior Mix  
Junior Men  
Junior Men Team  
Junior Women  
Junior Women Team  
Junior Mix

## **50m Rifle 3 Positions:**

Senior Men  
Senior Men Team  
Senior Women  
Senior Women Team  
Junior Men  
Junior Men Team  
Junior Women  
Junior Women Team

## **50m Rifle Prone:**

Senior Men  
Senior Men Team  
Senior Women  
Senior Women Team  
Junior Men  
Junior Men Team  
Junior Women  
Junior Women Team

## **Running Target:**

### **10m Running Target:**

All Classes 30+30  
Mixed Competition 40

### **50m Running Target:**

All Classes 30+30  
Mixed Competition 40

## **Shotgun:**

### **Skeet:**

Individual Results  
Team Results



# 2018 NORDIC SHOOTING CHAMPIONSHIPS

Mixed Team Results

**Olympic Trap:**

Individual Results

Team Results

Mixed Team Results

**Nordic Trap:**

All Classes



# 2018 NORDIC SHOOTING CHAMPIONSHIPS

## COMPETITION OFFICIALS:

Nordic Shooting Range Technical Delegate:

**Marko Leppä (FIN)**

**Chairman of Jury by venue:**

RTD:

Pistol Range at Alfhallen Indoor Shooting Range:

Rifle Range at Alfhallen Indoor Shooting Range:

Nordic Trap at Enebakk Shooting Range:

Running Target at Kolsås Shooting Range:

25m Range at Løvenskiold Shooting Range:

50m Range at Løvenskiold Shooting Range:

Running Target at Løvenskiold Shooting Range:

Shotgun Range at Løvenskiold Shooting Range:

**Kalle Hasu (FIN)**

**Magnus Strømdal (NOR)**

**Allison Leech (GBR)**

**Per Rydstrøm (NOR)**

**Patrik Wilhelmsson (SWE)**

**Magnus Strømdal (NOR)**

**Allison Leech (GBR)**

**Patrik Wilhelmsson (SWE)**

**Curt Sjöblom (FIN)**



# 2018 NORDIC SHOOTING CHAMPIONSHIPS

## MEDAL STANDINGS:

The medal standings include both individual, mixed team and team medals.

MEDAL STANDINGS				
NATION:	GOLD:	SILVER:	BRONZE:	TOTAL:
NOR	28	13	18	59
SWE	15	7	7	29
FIN	8	10	5	23
DEN	1	4	5	10
EST		2	1	3
GBR		4	1	5
ISL				







# **PISTOL RESULTS**



**FINAL RESULTS  
10m AIR PISTOL MEN  
FINAL**

**SAT. 25 AUG 2018, START TIME 11:45**

Rk	BIB No	Name	Club	1st Comp. Stage		2nd Competition Stage - Elimination								Total	Remark
1	35	JOHANSSON Morgan	SWE	47.7	98.5	118.5	138.1	157.2	175.8	194.4	214.2		234.7	SO	
				8.2	10.1	10.0	9.3	10.1	10.4	9.0	10.1	9.9			
				10.5	9.9	10.0	10.3	9.0	8.2	9.6	9.7	10.6			
				9.7	10.0										
				9.7	10.3										
				9.6	10.5										
2	250	EVANS Aedan	GBR	47.5	97.8	116.4	136.8	156.8	176.3	195.9	215.0		234.3	SO	
				9.8	10.3	9.9	10.1	10.1	9.7	9.6	10.0	10.0			
				8.6	10.1	8.7	10.3	9.9	9.8	10.0	9.1	9.3			
				9.2	9.4										
				9.7	10.1										
				10.2	10.4										
3	92	AAS Ole Harald	NOR	48.8	93.5	111.5	132.6	152.5	172.4	193.5		212.6	SO		
				9.6	9.2	10.1	10.8	10.8	9.3	10.4	10.3				
				9.9	9.1	7.9	10.3	9.1	10.6	10.7	8.8				
				10.2	7.6										
				9.5	8.4										
				9.6	10.4										
4	249	MICKIEWICZ Waldek	GBR	48.7	94.9	114.0	131.4	149.6	169.9			190.4	SO		
				9.7	8.4	9.2	8.5	9.4	9.9	10.8					
				10.6	9.3	9.9	8.9	8.8	10.4	9.7					
				9.4	10.4										
				9.1	8.8										
				9.9	9.3										
5	91	WOLL Ingar	NOR	46.3	94.2	112.9	131.4	150.7				166.7	SO		
				7.7	9.4	9.3	9.7	9.1	8.6						
				8.1	9.5	9.4	8.8	10.2	7.4						
				10.2	9.2										
				9.9	9.6										
				10.4	10.2										
6	90	BUNÆS Morgan	NOR 2	43.1	93.2	109.8	130.4					148.2	SO		
				8.9	10.5	7.7	10.2	9.3							
				8.9	8.8	8.9	10.4	8.5							
				8.6	10.4										
				7.0	10.0										
				9.7	10.4										
7	34	LANDER Per-Anders	SWE 1	49.7	92.8	112.0						130.1	SO		
				9.7	7.7	9.3	8.9								
				10.0	8.1	9.9	9.2								
				10.5	8.7										
				9.7	9.4										
				9.8	9.2										



**FINAL RESULTS  
10m AIR WOMEN PISTOL  
FINAL**

**SAT. 25 AUG 2018, START TIME 10:45**

Rk	BIB No	Name	Club	1st Comp. Stage		2nd Competition Stage - Elimination						Total	Remark
1	36	SØRENSEN Vendela	SWE 1	48.7	98.6	118.7	139.0	160.0	179.9	200.6	219.4	239.7	SO
				9.2	10.1	9.6	10.1	10.2	9.8	10.2	10.0	10.1	
				8.7	10.7	10.5	10.2	10.8	10.1	10.5	8.8	10.2	
				9.9	10.2								
				10.4	9.2								
				10.5	9.7								
2	259	RUMJANTSEVA Veera	EST	49.2	95.9	115.4	136.3	155.6	174.8	194.4	214.4	234.6	SO
				9.9	9.8	8.9	10.7	9.4	9.7	9.2	9.5	10.7	
				9.5	9.7	10.6	10.2	9.9	9.5	10.4	10.5	9.5	
				9.5	9.2								
				10.5	10.8								
				9.8	7.2								
3	207	HYNNINEN Reetta	FIN	51.0	100.2	120.1	139.3	158.8	177.5	194.2		213.8	SO
				10.4	10.6	9.8	9.5	9.2	9.3	7.0	9.6		
				10.3	10.6	10.1	9.7	10.3	9.4	9.7	10.0		
				10.3	9.3								
				9.4	8.6								
				10.6	10.1								
4	87	LØVHAUG Siv Marit	NOR	49.8	96.2	115.6	135.3	154.0	174.0			191.5	SO
				10.2	9.4	10.7	9.8	9.3	10.2	7.6			
				9.9	9.9	8.7	9.9	9.4	9.8	9.9			
				10.1	6.9								
				9.3	10.2								
				10.3	10.0								
5	208	SILVER Elina	FIN	49.3	98.4	115.5	135.3	155.1				173.9	SO
				9.3	9.2	10.1	9.4	10.4	8.3				
				9.8	10.2	7.0	10.4	9.4	10.5				
				9.8	9.3								
				10.5	10.1								
				9.9	10.3								
6	37	LAWNER Stina	SWE	48.3	94.8	113.8	133.7					153.2	SO
				9.1	9.4	9.0	9.5	9.3					
				10.1	9.0	10.0	10.4	10.2					
				9.3	10.0								
				10.1	8.4								
				9.7	9.7								
7	88	SÆTEREN Anne Mette	NOR 2	47.4	93.7	111.4						130.8	SO
				9.0	10.1	10.2	9.5						
				9.4	10.1	7.5	9.9						
				10.2	6.7								
				9.7	9.5								
				9.1	9.9								
8	161	PEDERSEN Maibritt Sommer	DEN	47.5	93.0							111.2	SO
				9.9	9.3	8.2							
				8.8	8.6	10.0							
				9.6	9.8								
				9.3	9.0								
				9.9	8.8								



# RESULTS

## 10m Air Pistol Mixed Team

### FINAL

SAT. 25 AUG 2018, START TIME 12:45

Rk	Name	Club	1st Comp. Stage			2nd Competition Stage Elimination			Total	Remark
<b>1</b>	<b>NOR 1</b>		<b>95.4</b>	<b>194.8</b>	<b>294.7</b>	<b>334.9</b>	<b>372.7</b>	<b>410.1</b>	<b>467.8</b>	
	AAS		48.5	49.9	52.4	20.1	18.5	20.4	29.8	
	LØVHAUG		46.9	49.5	47.5	20.1	19.3	17.0	27.9	
<b>2</b>	<b>SWE 1</b>		<b>96.9</b>	<b>193.0</b>	<b>290.6</b>	<b>331.3</b>	<b>370.6</b>	<b>408.9</b>	<b>463.2</b>	
	SØRENSEN		49.5	48.7	48.7	20.6	19.9	19.0	26.1	
	LANDER		47.4	47.4	48.9	20.1	19.4	19.3	28.2	
<b>3</b>	<b>SWE 2</b>		<b>96.8</b>	<b>191.5</b>	<b>286.3</b>	<b>323.3</b>	<b>363.5</b>		<b>402.3</b>	
	JOHANSSON		49.8	48.2	50.3	19.1	19.9	19.8		
	LAWNER		47.0	46.5	44.5	17.9	20.3	19.0		
<b>4</b>	<b>GBR</b>		<b>91.3</b>	<b>187.3</b>	<b>282.8</b>	<b>321.4</b>			<b>359.4</b>	
	EVANS		49.3	51.0	48.6	20.2	20.5			
	MOSS		42.0	45.0	46.9	18.4	17.5			
<b>5</b>	<b>NOR 2</b>		<b>91.6</b>	<b>185.2</b>	<b>280.5</b>				<b>320.9</b>	
	BUNÆS		47.2	48.3	50.0	20.6				
	SÆTEREN		44.4	45.3	45.3	19.8				



**FINAL RESULTS**  
**10m AIR MEN JUNIOR PISTOL**  
**FINAL**  
FRI. 24 AUG 2018, START TIME 11:45

Rk	BIB No	Name	Nat	1st Comp. Stage		2nd Competition Stage - Elimination						Total	Remark
1	4	AHLQVIST Isak	SWE	<b>49.3</b>	<b>97.8</b>	<b>118.8</b>	<b>137.9</b>	<b>157.4</b>	<b>176.6</b>	<b>194.9</b>	<b>214.5</b>	<b>232.3</b>	<i>New CR!</i>
				10.3	9.2	10.6	9.4	9.9	9.4	8.5	10.7	9.2	
				10.3	8.9	10.4	9.7	9.6	9.8	9.8	8.9	8.6	
				9.9	9.7								
				10.3	10.3								
				8.5	10.4								
2	238	WHYTE-VENABLES Tom	GBR	<b>48.3</b>	<b>94.3</b>	<b>114.0</b>	<b>132.5</b>	<b>153.1</b>	<b>172.5</b>	<b>192.4</b>	<b>212.1</b>	<b>230.3</b>	
				8.9	9.6	10.1	8.8	10.3	8.9	10.0	9.6	9.0	
				9.5	8.2	9.6	9.7	10.3	10.5	9.9	10.1	9.2	
				9.5	10.3								
				9.6	9.6								
				10.8	8.3								
3	138	BACH Anders Kaa	DEN	<b>48.8</b>	<b>97.0</b>	<b>113.0</b>	<b>131.7</b>	<b>151.0</b>	<b>170.0</b>	<b>189.4</b>		<b>204.6</b>	
				10.1	10.8	7.6	8.6	9.8	9.6	9.9	10.2		
				10.7	8.0	8.4	10.1	9.5	9.4	9.5	5.0		
				8.7	10.8								
				10.3	9.7								
				9.0	8.9								
4	140	GARDE Victor Meyer	DEN	<b>46.4</b>	<b>92.1</b>	<b>113.1</b>	<b>131.8</b>	<b>152.4</b>	<b>169.4</b>			<b>187.8</b>	
				10.3	9.9	10.6	10.2	10.2	9.6	10.7			
				9.4	8.4	10.4	8.5	10.4	7.4	7.7			
				9.7	10.5								
				7.5	8.4								
				9.5	8.5								
5	6	SVENSSON Erik	SWE	<b>47.6</b>	<b>97.0</b>	<b>115.2</b>	<b>135.0</b>	<b>151.0</b>				<b>168.9</b>	
				9.4	9.9	8.8	10.5	8.3	9.7				
				9.7	9.5	9.4	9.3	7.7	8.2				
				9.9	10.6								
				9.4	9.3								
				9.2	10.1								
6	66	NES-LORENTZEN Jakob	NOR	<b>44.0</b>	<b>93.5</b>	<b>110.6</b>	<b>130.2</b>					<b>149.7</b>	
				8.9	10.3	9.6	9.2	9.4					
				9.1	10.5	7.5	10.4	10.1					
				8.8	9.1								
				9.2	10.7								
				8.0	8.9								
7	5	SÖRENSEN Martin	SWE	<b>45.7</b>	<b>90.9</b>	<b>109.9</b>						<b>128.6</b>	
				8.9	8.9	10.4	9.9						
				10.0	9.0	8.6	8.8						
				8.7	9.6								
				10.5	9.0								
				7.6	8.7								
8	139	NIELSEN Martin Brovn	DEN	<b>44.0</b>	<b>91.2</b>							<b>106.8</b>	
				8.4	9.9	8.6							
				9.3	9.9	7.0							
				8.7	8.5								
				9.2	8.6								
				8.4	10.3								



**FINAL RESULTS**  
**10m AIR WOMEN JUNIOR PISTOL**  
**FINAL**  
FRI. 24 AUG 2018, START TIME 09:00

Rk	BIB No	Name	Nat	1st Comp. Stage		2nd Competition Stage - Elimination						Total	Remark
1	2	ANDERSSON Rebecca	SWE	<b>51.2</b>	<b>97.8</b>	<b>117.7</b>	<b>137.8</b>	<b>157.8</b>	<b>177.2</b>	<b>196.7</b>	<b>216.5</b>	<b>235.5</b>	<b>NEW CR!</b>
				10.8	9.6	9.6	10.1	9.4	9.5	9.9	9.6	9.2	
				9.9	9.5	10.3	10.0	10.6	9.9	9.6	10.2	9.8	
				10.4	9.6								
				10.5	8.6								
				9.6	9.3								
2	256	MOISSEJEVA Aleksandra	EST	<b>48.8</b>	<b>98.3</b>	<b>116.8</b>	<b>136.8</b>	<b>155.8</b>	<b>175.7</b>	<b>195.9</b>	<b>214.9</b>	<b>235.2</b>	
				10.3	10.1	9.7	10.3	9.0	10.1	10.2	9.8	10.3	
				9.4	10.2	8.8	9.7	10.0	9.8	10.0	9.2	10.0	
				9.7	9.9								
				9.6	10.2								
				9.8	9.1								
3	240	DODD Kerstin	GBR	<b>47.9</b>	<b>91.8</b>	<b>112.9</b>	<b>133.4</b>	<b>152.5</b>	<b>170.7</b>	<b>190.1</b>		<b>208.5</b>	
				10.2	9.6	10.4	10.4	9.9	9.5	9.4	8.5		
				7.8	7.4	10.7	10.1	9.2	8.7	10.0	9.9		
				10.7	8.6								
				10.3	9.1								
				8.9	9.2								
4	7	JANSSON Michaela	SWE	<b>47.3</b>	<b>93.5</b>	<b>114.4</b>	<b>133.8</b>	<b>152.1</b>	<b>170.2</b>			<b>187.8</b>	
				9.7	10.3	10.4	9.4	8.7	9.3	9.4			
				9.2	8.5	10.5	10.0	9.6	8.8	8.2			
				9.1	8.9								
				9.0	9.5								
				10.3	9.0								
5	135	LARSEN Simone Thistrup	DEN	<b>45.1</b>	<b>92.1</b>	<b>111.4</b>	<b>128.0</b>	<b>148.8</b>				<b>166.3</b>	
				8.5	10.3	8.9	8.4	10.2	10.1				
				9.7	10.4	10.4	8.2	10.6	7.4				
				9.8	8.3								
				9.6	9.4								
				7.5	8.6								
6	65	AUNE Ann Helen	NOR	<b>46.2</b>	<b>90.8</b>	<b>110.6</b>	<b>130.2</b>					<b>148.5</b>	
				9.9	9.8	10.1	10.2	8.9					
				9.1	8.8	9.7	9.4	9.4					
				9.9	7.1								
				9.9	10.4								
				7.4	8.5								
7	3	FÄLT Emilie	SWE	<b>45.3</b>	<b>88.9</b>	<b>106.3</b>						<b>123.8</b>	
				9.3	8.8	8.9	8.8						
				9.0	8.7	8.5	8.7						
				9.8	7.1								
				7.5	10.1								
				9.7	8.9								
8	239	DODD Kyla	GBR	<b>40.6</b>	<b>81.6</b>							<b>99.4</b>	
				8.8	9.8	8.1							
				3.6	9.7	9.7							
				10.5	7.2								
				9.1	5.5								
				8.6	8.8								



# NORDIC SHOOTING CHAMPIONSHIPS

## RESULTS

### Pistol Junior Mix Qual FINAL

FRE. 24 AUG 2018, START TIME 13:00

<b>1 SWE 1</b>	98,8	98,4	98	36,9	36,9	40,7	59,2	468,9	<i>New CR!</i>
Isak Ahlqvist	49,6	48,7	49,1	18,6	19,2	20,2	29,4	234,8	
Michaela Jansson	49,2	49,7	48,9	18,3	17,7	20,5	29,8	234,1	
<b>2 SWE 2</b>	95,1	92,3	96,2	39,6	37,2	39,3	59,6	459,3	
Martin Sörensen	49,5	45,2	46,2	20,4	20,4	19,4	30	231,1	
Rebecca Andersson	45,6	47,1	50	19,2	16,8	19,9	29,6	228,2	
<b>3 GBR</b>	93,3	98,5	90,2	38,6	37,1	38,7		396,4	
Kerstin Dodd	45,8	48,3	44,1	18	18,5	19,4		194,1	
Tom Whyte-Venables	47,5	50,2	46,1	20,6	18,6	19,3		202,3	
<b>4 SWE 3</b>	91,1	93,6	95,8	38,1	36,3			354,5	
Emilie Fält	47,1	48,5	48,5	19,1	17,8			180,6	
Erik Svensson	44	45,1	47,3	19	18,5			173,9	
<b>5 DEN</b>	92,4	93,7	88,7	38,3				313,1	
Martin Brovn Nielsen	44,8	47,7	45,1	20,1				157,7	
Simone Thistrup Larsen	47,6	46	43,6	18,2				155,4	

# Results

25 m Centerfire Pistol Men

Competition

Date: Fri 24 Aug



## 25m PISTOL MEN

1	158	GEJL Allan	DEN	Precision	93	97	92	282	
				Rapid	98	100	98	296	578-16x
2	34	LANDER Per-Anders	SWE	Precision	95	96	95	286	
				Rapid	96	97	93	286	572-15x
3	90	BUNES Morgan	NOR	Precision	94	95	94	283	
				Rapid	94	95	96	285	568-18x
4	160	SØRENSEN Niels Holger	DEN	Precision	90	96	94	280	
				Rapid	96	92	94	282	562-11x
5	159	TRUELSSON Jan	DEN	Precision	90	91	93	274	
				Rapid	96	97	93	286	560-11x
6	91	WOLL Ingar	NOR	Precision	91	94	96	281	
				Rapid	90	94	90	274	555-18x



## Results

### 25 m Pistol Women Final

Competition

Dato: Fri 24 Aug Start time 11.30



## 25m PISTOL WOMEN-FINAL

1	37	LAWNER	SWE	3	5	8	12	14	15	19	21	22		23
		Stina		3	2	3	4	2	1	4	2	1	1	
2	162	VILLEMOS	DEN	4	4	7	8	10	13	15	17	18		20
		Pia		4	0	3	1	2	3	2	2	1	2	
3	207	HYNNINEN	FIN	0	1	1	5	8	10	14	14			17
		Reetta		0	1	0	4	3	2	4	0	3		
4	259	RUMJANTSEVA	EST	2	4	7	8	10	12	12				14 SO
		Veera		2	2	3	1	2	2	0	2			
5	260	KIISK	EST	3	4	6	7	10	11					12 SO
		Kristina		3	1	2	1	3	1	1				

6	87	LØVHAUG	NOR	0	1	3	4	7		9
		Siv Marit		0	1	2	1	3	2	
7	88	SÆTEREN	NOR	0	3	3	5			7 SO
		Anne Mette		0	3	0	2	2		
8	89	HAUGEN	NOR	2	2	3				4 SO
		Gunn Heidi Sønsterud		2	0	1	1			

Results  
25 m Pistol Junior Men  
Competition  
Dato: Sun 26. Aug Start time 09.30



## **25m PISTOL MEN JUNIOR-COMPETITION**

1	138	BACH Anders Kaa	DEN	Precision	89	91	92	272	
				Rapid	85	93	95	273	545- 6x
2	139	NIELSEN Martin Brovn	DEN	Precision	89	86	92	267	
				Rapid	88	87	87	262	529- 8x
3	140	GARDE Victor Meyer	DEN	Precision	79	73	71	223	
				Rapid	79	82	84	245	468- 1x

## Results

### 25 m Pistol Junior Women

Final

Dato: Sun 26. Aug Start time 09.30



## 25m PISTOL WOMEN JUNIOR-FINAL

1	2	ANDERSSON	SWE	1	2	3	5	7	8	12	14	16	19	<i>New CR!</i>
		Rebecca		1	1	1	2	2	1	4	2	2	3	
2	3	FÄLT	SWE	0	1	2	5	7	7	9	13	14	14	
		Emilie		0	1	1	3	2	0	2	4	1	0	
3	136	JENSEN	DEN	1	2	4	4	7	9	11	12		12	
		Astrid		1	1	2	0	3	2	2	1	0		
4	135	LARSEN	DEN	0	1	2	4	6	7	8			10	
		Simone Thistrup		0	1	1	2	2	1	1	2			
5	1	NORDIN	SWE	0	2	3	3	5	7				7	SO
		Pernilla Lander		0	2	1	0	2	2	0				
6	65	AUNE	NOR	0	3	4	5	5					6	
		Ann Helen		0	3	1	1	0	1					
7	256	MOISSEJEVA	EST	2	2	4	5						5	
		Aleksandra		2	0	2	1	0						
8	137	LASSEN	DEN	0	0	0							0	
		Mie Marie		0	0	0	0							

## Results

### 25 m Standard Pistol Women

Competition

Dato: Fri 24 Aug Start time 15.45



## 25m STANDARD PISTOL WOMEN- INDIVIDUAL

1	89	HAUGEN Gunn Heidi Sønsterud	NOR	150s	92	93	185	
				20s	92	87	179	
				10s	92	89	181	545- 5x
2	247	CARNELL Rebecca	GBR	150s	93	94	187	
				20s	85	93	178	
				10s	88	86	174	539- 6x
3	162	VILLEMOS Pia	DEN	150s	93	85	178	
				20s	90	88	178	
				10s	87	93	180	536- 6x
4	87	LØVHAUG Siv Marit	NOR	150s	94	90	184	
				20s	91	88	179	
				10s	82	89	171	534-11x
5	88	SÆTEREN Anne Mette	NOR	150s	93	97	190	
				20s	83	91	174	
				10s	86	84	170	534- 4x
6	259	RUMJANTSEVA Veera	EST	150s	97	96	193	
				20s	85	83	168	
				10s	79	87	166	527- 7x
7	260	KIISK Kristina	EST	150s	91	95	186	
				20s	77	90	167	
				10s	69	76	145	498- 4x
8	248	MOSS Imogen	GBR	150s	93	94	187	
				20s	78	64	142	
				10s	82	80	162	491- 7x

## Results

### 25 m Standard Pistol Junior Women

Competition

Dato: Sat 25. Aug Start time 14.00



## 25m STANDARD PISTOL WOMEN JUNIOR-INDIVIDUAL

1	2	ANDERSSON Rebecca	SWE	150s	94	94	188	
				20s	88	88	176	
				10s	84	83	167	531- 4x <i>New CR!</i>
2	136	JENSEN Astrid	DEN	150s	84	90	174	
				20s	80	88	168	
				10s	74	89	163	505- 4x
3	1	NORDIN Pernilla Lander	SWE	150s	96	90	186	
				20s	72	80	152	
				10s	68	84	152	490- 6x
4	135	LARSEN Simone Thistrup	DEN	150s	83	87	170	
				20s	76	76	152	
				10s	73	80	153	475- 2x
5	137	LASSEN Mie Marie	DEN	150s	90	89	179	
				20s	75	76	151	
				10s	70	69	139	469- 3x
6	65	AUNE Ann Helen	NOR	150s	78	87	165	
				20s	53	73	126	
				10s	73	75	148	439- 1x

## Results

### 25 m Rapid Fire Junior Men

Competition

Dato: Sat 25. Aug Start time 09.30



## 25m RAPID FIRE PISTOL MEN JUNIOR- COMPETITION

1	138	BACH Anders Kaa	DEN	Stage 1	89	76	88	253	
				Stage 2	87	82	74	243	496- 4x

2	139	NIELSEN Martin Brovn	DEN	Stage 1	84	82	61	227	
				Stage 2	82	69	74	225	452- 6x

3	140	GARDE Victor Meyer	DEN	Stage 1	88	68	72	228	
				Stage 2	75	63	58	196	424- 3x

4	238	WHYTE- WENABLE Thomas	GBR	Stage 1	12	14	26	52	
				Stage 2	53	59	41	153	205- 1x

---

## Results

### 50 m Pistol Open

Competition

Dato: Sat 25. Aug Start time 15.45



## 50 m Pistol Open

1	4	JOHANSSON Morgan	SWE	90	94	91	94	91	95	555-10x
2	10	LANDER Per-Anders	SWE	91	93	90	95	92	90	551- 7x
3	7	BUNES Morgan	NOR	91	90	93	83	85	89	531- 8x
4	14	WOLL Ingar	NOR	84	89	84	89	85	92	523- 4x
5	3	AHLQUIST Isak	SWE	88	80	78	80	78	86	490- 4x

---

MLRes - [www.megalink.no](http://www.megalink.no)

17:35 -  
25.08.2018

---



# **RIFLE RESULTS**



**FINAL RESULTS  
10m AIR MEN RIFLE  
FINAL**

**SAT. 25 AUG 2018, START TIME 14:45**

Rk	BIB No	Name	Club	1st Comp. Stage		2nd Competition Stage - Elimination						Total	Remark
1	96	LARSEN Henrik	NOR	52.1	103.7	124.2	145.0	165.6	186.3	207.3	228.5	249.2	SO
				10.3	10.6	10.1	10.7	10.2	10.2	10.7	10.6	10.4	
				10.6	10.1	10.4	10.1	10.4	10.5	10.3	10.6	10.3	
				10.7	10.4								
				9.7	10.8								
				10.8	9.7								
2	102	HANSEN Are	NOR	51.4	104.0	124.5	144.8	164.7	185.9	206.8	227.1	248.4	SO
				10.3	10.8	10.2	10.2	10.4	10.7	10.7	10.2	10.6	
				10.8	10.5	10.3	10.1	9.5	10.5	10.2	10.1	10.7	
				10.2	10.5								
				9.6	10.5								
				10.5	10.3								
3	101	HAGELUND Endre	NOR	51.2	102.9	123.4	143.6	164.2	185.0	205.6		225.6	SO
				10.0	10.3	10.3	9.8	10.2	10.6	10.2	10.0		
				10.6	10.2	10.2	10.4	10.4	10.2	10.4	10.0		
				9.9	10.5								
				10.4	10.5								
				10.3	10.2								
4	261	KIISK Meelis	EST	50.7	101.4	122.1	143.0	163.5	184.2			205.3	SO
				10.7	10.5	10.4	10.4	10.6	10.3	10.3			
				10.7	10.2	10.3	10.5	9.9	10.4	10.8			
				9.1	10.5								
				10.6	9.1								
				9.6	10.4								
5	165	DANIELSEN Thomas	DEN	49.4	100.0	120.5	140.5	161.2				180.1	SO
				9.5	10.0	9.8	10.3	9.9	9.1				
				9.9	10.6	10.7	9.7	10.8	9.8				
				10.1	10.4								
				9.2	9.0								
				10.7	10.6								
6	164	FLECKS Morten	DEN	48.3	99.5	119.7	139.1					160.0	SO
				9.7	9.6	9.8	10.1	10.3					
				8.7	10.1	10.4	9.3	10.6					
				9.9	10.5								
				9.6	10.7								
				10.4	10.3								
7	169	KRISTENSEN Nikolai	DEN	46.5	96.3	116.8						136.3	SO
				7.9	10.4	10.5	10.4						
				9.0	10.3	10.0	9.1						
				10.2	8.4								
				10.3	10.3								
				9.1	10.4								
8	211	SALO Jere-Juhani	FIN	46.7	95.0							116.2	SO
				7.5	10.6	10.4							
				9.9	10.0	10.8							
				10.4	7.7								
				9.9	10.3								
				9.0	9.7								



# RESULTS

## 10m Air Rifle Men

### TEAM

SAT. 25 AUG 2018, START TIME 11:30

Rk	BIB No	Name	Series						Total	Remark
			1	2	3	4	5	6		
<b>1</b>		<b>NOR</b>	<b>312.2</b>	<b>310.7</b>	<b>314.1</b>	<b>310.7</b>	<b>313.2</b>	<b>313.2</b>	<b>1874.1</b>	
	96	LARSEN Henrik	103.4	104.8	105.4	102.5	104.8	105.1	<b>626.0</b>	
	102	HANSEN Are	105.5	102.3	103.8	104.7	105.6	103.7	<b>625.6</b>	
	101	HAGELUND Endre	103.3	103.6	104.9	103.5	102.8	104.4	<b>622.5</b>	
<b>2</b>		<b>DEN</b>	<b>303.9</b>	<b>308.9</b>	<b>309.7</b>	<b>312.5</b>	<b>302.5</b>	<b>305.3</b>	<b>1842.8</b>	
	165	DANIELSEN Thomas	101.7	103.1	103.1	103.2	100.3	103.5	<b>614.9</b>	
	169	KRISTENSEN Nikolai	101.8	103.0	104.5	104.9	100.2	100.2	<b>614.6</b>	
	164	FLECKS Morten	100.4	102.8	102.1	104.4	102.0	101.6	<b>613.3</b>	
<b>3</b>		<b>FIN</b>	<b>304.3</b>	<b>303.9</b>	<b>302.5</b>	<b>303.2</b>	<b>297.3</b>	<b>305.4</b>	<b>1816.6</b>	
	211	SALO Jere-Juhani	101.1	102.7	99.9	102.0	99.0	103.4	<b>608.1</b>	
	209	FRIMAN Bjørn	101.4	99.6	101.5	100.3	99.5	102.9	<b>605.2</b>	
	210	LÄNG Jimi	101.8	101.6	101.1	100.9	98.8	99.1	<b>603.3</b>	



# FINAL RESULTS

## 10m AIR WOMEN RIFLE

### FINAL

SAT. 25 AUG 2018, START TIME 13:45

Rk	BIB No	Name	Club	1st Comp. Stage		2nd Competition Stage - Elimination						Total	Remark
1	104	STENE Jenny	NOR	<b>52.3</b>	<b>104.5</b>	<b>125.4</b>	<b>145.9</b>	<b>166.9</b>	<b>188.0</b>	<b>208.6</b>	<b>230.1</b>	<b>251.2</b>	SO
				10.1	10.6	10.7	10.4	10.5	10.7	10.5	10.7	10.3	
				10.4	10.0	10.2	10.1	10.5	10.4	10.1	10.8	10.8	
				10.4	10.8								
				10.7	10.4								
				10.7	10.4								
2	103	DUESTAD Jeanette Hegg	NOR	<b>52.0</b>	<b>102.8</b>	<b>123.6</b>	<b>144.9</b>	<b>165.9</b>	<b>186.3</b>	<b>207.3</b>	<b>228.8</b>	<b>250.2</b>	SO
				9.7	10.2	10.6	10.6	10.5	10.0	10.8	10.8	10.7	
				10.5	9.8	10.2	10.7	10.5	10.4	10.2	10.7	10.7	
				10.7	9.8								
				10.2	10.4								
				10.9	10.6								
3	97	HANSEN Karoline	NOR	<b>50.8</b>	<b>102.8</b>	<b>123.2</b>	<b>143.8</b>	<b>164.2</b>	<b>185.3</b>	<b>205.5</b>		<b>226.3</b>	SO
				10.4	10.2	9.9	10.2	10.4	10.9	10.4	10.4		
				9.6	10.4	10.5	10.4	10.0	10.2	9.8	10.4		
				10.5	10.5								
				10.3	10.6								
				10.0	10.3								
4	167	ANDERSEN Camilla	DEN	<b>50.0</b>	<b>101.6</b>	<b>121.8</b>	<b>142.5</b>	<b>162.9</b>	<b>182.2</b>			<b>201.2</b>	SO
				10.7	10.2	9.8	10.3	10.0	9.7	9.6			
				10.1	10.1	10.4	10.4	10.4	9.6	9.4			
				9.2	10.2								
				9.8	10.7								
				10.2	10.4								
5	213	HAVUKAINEN Inka	FIN	<b>48.7</b>	<b>99.9</b>	<b>121.1</b>	<b>142.2</b>	<b>163.0</b>				<b>181.4</b>	SO
				10.4	10.4	10.6	10.5	10.8	8.8				
				8.6	10.7	10.6	10.6	10.0	9.6				
				10.5	10.6								
				8.6	9.8								
				10.6	9.7								
6	262	KOLJUHHINA Valeria	EST	<b>50.1</b>	<b>101.3</b>	<b>121.0</b>	<b>141.5</b>					<b>162.1</b>	SO
				9.5	10.2	10.0	10.3	10.1					
				9.9	10.0	9.7	10.2	10.5					
				10.0	10.0								
				10.9	10.5								
				9.8	10.5								
7	214	MÄKELÄ Mira	FIN	<b>50.4</b>	<b>101.5</b>	<b>121.9</b>						<b>140.9</b>	SO
				9.2	10.1	10.4	9.3						
				10.7	10.4	10.0	9.7						
				10.6	10.1								
				9.8	9.9								
				10.1	10.6								
8	212	FRILANDER-SOINI Paulina	FIN	<b>47.8</b>	<b>99.3</b>							<b>120.0</b>	SO
				8.9	10.2	10.5							
				10.4	10.1	10.2							
				10.1	10.9								
				9.8	10.0								
				8.6	10.3								



# RESULTS

## 10 m Air Rifle Women

### TEAM

FRI. 24 AUG 2018, START TIME 11:15

Rk	BIB No	Name	Series						Total	Remark
			1	2	3	4	5	6		
<b>1</b>		<b>NOR</b>	<b>312.2</b>	<b>315.4</b>	<b>313.5</b>	<b>313.5</b>	<b>315.3</b>	<b>309.2</b>	<b>1879.1</b>	
	103	DUESTAD Jeanette Hegg	104.5	105.3	104.2	104.4	104.7	104.2	<b>627.3</b>	
	104	STENE Jenny	104.1	105.1	104.0	105.9	104.5	102.4	<b>626.0</b>	
	97	HANSEN Karoline	103.6	105.0	105.3	103.2	106.1	102.6	<b>625.8</b>	
<b>2</b>		<b>FIN</b>	<b>310.9</b>	<b>303.9</b>	<b>308.1</b>	<b>308.9</b>	<b>311.0</b>	<b>309.8</b>	<b>1852.6</b>	
	214	MÄKELÄ Mira	103.7	102.4	103.3	104.0	104.6	104.2	<b>622.2</b>	
	213	HAVUKAINEN Inka	103.5	100.7	102.4	104.1	103.5	103.3	<b>617.5</b>	
	212	FRILANDER-SOINI Paulina	103.7	100.8	102.4	100.8	102.9	102.3	<b>612.9</b>	



# RESULTS

## 10m Air Rifle Senior Mixed Team

### FINAL

SAT. 25 AUG 2018, START TIME 15:45

Rk	Name	Club	1st Comp. Stage			2nd Competition Stage Elimination			Total	Remark
<b>1</b>	<b>NOR 1</b>		<b>102.6</b>	<b>206.8</b>	<b>310.9</b>	<b>352.4</b>	<b>393.7</b>	<b>435.5</b>	<b>498.4</b>	
	DUESTAD		51.9	51.7	51.9	20.6	20.6	20.8	31.7	
	LARSEN		50.7	52.5	52.2	20.9	20.7	21.0	31.2	
<b>2</b>	<b>NOR 2</b>		<b>104.3</b>	<b>207.0</b>	<b>310.4</b>	<b>351.7</b>	<b>393.4</b>	<b>435.0</b>	<b>496.5</b>	
	STENE		51.8	51.2	52.0	19.8	21.0	20.9	31.6	
	HAGELUND		52.5	51.5	51.4	21.5	20.7	20.7	29.9	
<b>3</b>	<b>NOR 3</b>		<b>103.2</b>	<b>206.8</b>	<b>310.1</b>	<b>352.3</b>	<b>393.5</b>		<b>433.6</b>	
	HANSEN		51.8	51.3	53.0	21.3	20.2	20.0		
	HANSEN		51.4	52.3	50.3	20.9	21.0	20.1		
<b>4</b>	<b>EST</b>		<b>101.1</b>	<b>201.5</b>	<b>304.0</b>	<b>344.9</b>			<b>385.0</b>	
	KOLJUHHINA		50.2	51.1	51.7	20.8	19.9			
	KIISK		50.9	49.3	50.8	20.1	20.2			
<b>5</b>	<b>DEN</b>		<b>99.6</b>	<b>201.8</b>	<b>301.9</b>				<b>342.0</b>	
	FLECKS		48.8	50.9	51.0	20.9				
	ANDERSEN		50.8	51.3	49.1	19.2				



**FINAL RESULTS  
10m AIR MEN JUNIOR  
FINAL**

**FRI. 24 AUG 2018, START TIME 16:45**

Rk	BIB No	Name	Club	1st Comp. Stage		2nd Competition Stage - Elimination						Total	Remark
1	71	NORDHAGEN Vegard	NOR 2	50.9	101.6	122.2	142.6	162.7	182.8	203.6	224.8	246.2	<i>New CR!</i>
				10.5	9.9	10.4	10.7	10.4	10.6	10.4	10.3	10.9	
				9.9	10.4	10.2	9.7	9.7	9.5	10.4	10.9	10.5	
				9.9	9.7								
				9.8	10.5								
2	70	HEGG Jon-Herman	NOR 3	51.0	102.4	123.5	144.6	165.4	185.6	206.1	226.8	245.8	
				10.1	10.7	10.6	10.7	10.8	9.7	10.3	10.8	10.4	
				10.5	10.1	10.5	10.4	10.0	10.5	10.2	9.9	8.6	
				10.5	10.4								
				10.0	10.8								
3	72	KARLSEN Benjamin Tingsrud	NOR 1	51.3	101.3	121.1	142.4	162.5	183.0	204.1		223.8	
				10.1	10.5	10.5	10.7	10.0	9.8	10.5	10.1		
				10.4	9.2	9.3	10.6	10.1	10.7	10.6	9.6		
				10.0	10.4								
				10.4	9.8								
4	196	FRIMAN Cristian	FIN	49.5	100.0	120.8	141.5	162.4	183.2			203.4	
				10.0	9.9	10.1	10.1	10.6	10.5	10.2			
				9.9	9.2	10.7	10.6	10.3	10.3	10.0			
				9.9	10.7								
				10.8	10.3								
5	195	LÄNGSTRÖM Sebastian	FIN	51.2	101.5	121.8	142.5	162.4				182.3	
				10.3	10.5	10.5	10.5	10.3	10.0				
				10.7	9.4	9.8	10.2	9.6	9.9				
				10.0	9.8								
				10.0	10.0								
				10.2	10.6								
6	197	KOSKELA Riku	FIN	50.5	102.3	122.2	141.7					160.5	
				10.1	10.6	9.8	10.1	8.8					
				9.9	10.1	10.1	9.4	10.0					
				10.6	10.2								
				10.4	10.1								
				9.5	10.8								
7	244	PIROUET Cameron	GBR	48.9	98.5	119.4						140.4	
				9.3	9.9	10.3	10.7						
				10.6	10.6	10.6	10.3						
				10.1	9.3								
				9.4	9.7								
				9.5	10.1								
8	13	JOHANSSON Albin	SWE 3	49.2	99.7							119.2	
				10.0	10.3	9.8							
				10.1	10.4	9.7							
				8.8	9.6								
				10.3	10.2								
				10.0	10.0								



## RESULTS

### 10m Air Rifle Men Junior

#### TEAM

FRI 24 AUG 2018

Records

Rk	Bib No	Name	Series						Total	Remarks
			1	2	3	4	5	6		
<b>1</b>	<b>NOR</b>		<b>311.4</b>	<b>308.9</b>	<b>309.8</b>	<b>308.0</b>	<b>312.6</b>	<b>312.0</b>	<b>1862.7</b>	
	71	NORDHAGEN Vegard	104.7	103.5	103.9	101.0	105.0	104.6	<b>622.7</b>	
	70	HEGG Jon-Herman	104.0	102.3	102.9	104.5	102.8	103.6	<b>620.1</b>	
	72	KARLSEN Benjamin Tingsrud	102.7	103.1	103.0	102.5	104.8	103.8	<b>619.9</b>	
<b>2</b>	<b>FIN</b>		<b>306.4</b>	<b>306.9</b>	<b>312.5</b>	<b>307.9</b>	<b>311.1</b>	<b>309.8</b>	<b>1854.6</b>	
	196	FRIMAN Cristian	102.6	102.2	104.6	103.0	103.9	103.0	<b>619.3</b>	
	195	LÄNGSTRÖM Sebastian	101.9	101.9	104.5	104.0	104.0	102.1	<b>618.4</b>	
	197	KOSKELA Riku	101.9	102.8	103.4	100.9	103.2	104.7	<b>616.9</b>	
<b>3</b>	<b>SWE</b>		<b>304.3</b>	<b>308.1</b>	<b>302.5</b>	<b>309.1</b>	<b>312.1</b>	<b>305.0</b>	<b>1841.1</b>	
	13	JOHANSSON Albin	102.2	102.7	101.5	103.4	104.0	101.5	<b>615.3</b>	
	12	WÄSSMAN Oscar	101.2	102.7	101.5	102.0	103.7	102.1	<b>613.2</b>	
	11	HENRICSSON Anders	100.9	102.7	99.5	103.7	104.4	101.4	<b>612.6</b>	
<b>4</b>	<b>GBR</b>		<b>300.2</b>	<b>300.8</b>	<b>305.3</b>	<b>304.4</b>	<b>306.4</b>	<b>299.6</b>	<b>1816.7</b>	
	244	PIROUET Cameron	100.7	102.3	102.9	102.3	105.0	100.1	<b>613.3</b>	
	245	HILL Jacob	99.4	102.4	101.6	101.0	101.5	99.7	<b>605.6</b>	
	246	MAN Matthew	100.1	96.1	100.8	101.1	99.9	99.8	<b>597.8</b>	

Legend:

Rk

Rank

Bib No

Bib Number





**FINAL RESULTS**  
**10m AIR RIFLE WOMEN JUNIOR**  
**FINAL**  
FRI. 24 AUG 2018, START TIME 13:45

Rk	BIB No	Name	Club	1st Comp. Stage		2nd Competition Stage - Elimination						Total	Remark
1	8	JOHANSSON Isabelle	SWE	51.9	104.4	124.3	145.6	165.3	185.6	206.4	226.4	247.1	New CR!
				10.0	10.4	9.8	10.8	10.6	10.0	10.6	10.1	10.7	
				10.7	10.5	10.1	10.5	9.1	10.3	10.2	9.9	10.0	
				10.2	10.4								
				10.4	10.7								
				10.6	10.5								
2	69	ENGEVIK Tonje	NOR 3	50.6	102.1	122.3	144.0	165.0	185.7	206.4	226.8	246.9	
				9.4	10.6	10.3	10.8	10.7	10.4	10.0	9.7	10.1	
				10.2	10.3	9.9	10.9	10.3	10.3	10.7	10.7	10.0	
				10.7	10.7								
				10.4	10.2								
				9.9	9.7								
3	67	LØVSETH Oda Bårdseng	NOR 2	52.2	103.0	124.2	144.9	164.5	184.3	204.3		224.8	
				10.7	10.3	10.6	10.7	9.4	10.4	10.4	10.1		
				10.4	10.2	10.6	10.0	10.2	9.4	9.6	10.4		
				10.7	10.6								
				10.1	9.4								
				10.3	10.3								
4	147	FABRICIUS Lærke	DEN 2	51.1	101.3	122.4	142.0	162.6	182.9			203.4	
				10.3	10.0	10.9	10.5	10.3	10.3	10.5			
				10.1	10.3	10.2	9.1	10.3	10.0	10.0			
				10.6	9.8								
				9.7	9.7								
				10.4	10.4								
5	10	LINDFORS Josefin	SWE 3	49.5	99.6	120.9	141.9	162.1				182.0	
				9.7	9.6	10.6	10.9	10.6	10.1				
				9.7	9.9	10.7	10.1	9.6	9.8				
				9.9	10.3								
				9.9	10.3								
				10.3	10.0								
6	68	LØVSETH Mari Bårdseng	NOR 1	51.5	103.4	122.6	143.1					162.0	
				10.2	10.2	9.7	10.0	9.8					
				10.4	10.9	9.5	10.5	9.1					
				10.0	10.0								
				10.3	10.0								
				10.6	10.8								
7	142	JAKOBI Caroline	DEN	50.3	100.9	121.3						141.8	
				9.8	10.3	10.3	10.3						
				9.9	10.1	10.1	10.2						
				9.7	10.1								
				10.4	10.0								
				10.5	10.1								
8	9	MÅRTENSSON Anna	SWE	51.0	100.4							120.8	
				10.2	8.6	10.2							
				10.2	10.7	10.2							
				10.0	10.1								
				10.0	9.7								
				10.6	10.3								



## RESULTS

### 10m Air Rifle Women Junior

#### TEAM

FRI 24 AUG 2018

Records

Rk	Bib No	Name	Series						Total	Remarks
			1	2	3	4	5	6		
<b>1</b>		<b>SWE</b>	<b>307.4</b>	<b>313.0</b>	<b>310.2</b>	<b>310.8</b>	<b>306.5</b>	<b>310.0</b>	<b>1857.9</b>	<b>New CR!</b>
	8	JOHANSSON Isabelle	101.6	104.1	104.3	104.2	103.5	103.7	<b>621.4</b>	
	10	LINDFORS Josefin	101.7	105.5	104.2	102.1	103.2	102.1	<b>618.8</b>	
	9	MÄRTENSSON Anna	104.1	103.4	101.7	104.5	99.8	104.2	<b>617.7</b>	
<b>2</b>		<b>NOR</b>	<b>310.5</b>	<b>313.1</b>	<b>310.6</b>	<b>309.8</b>	<b>308.0</b>	<b>303.0</b>	<b>1855.0</b>	
	68	LØVSETH Mari Bårdseng	103.2	103.8	103.4	103.8	105.3	102.0	<b>621.5</b>	
	69	ENGEVIK Tonje	102.2	105.0	103.5	103.2	101.3	101.7	<b>616.9</b>	
	67	LØVSETH Oda Bårdseng	105.1	104.3	103.7	102.8	101.4	99.3	<b>616.6</b>	
<b>3</b>		<b>GBR</b>	<b>302.8</b>	<b>301.4</b>	<b>305.4</b>	<b>307.7</b>	<b>310.5</b>	<b>308.1</b>	<b>1835.9</b>	
	241	TAYLOR Pheobe	102.5	100.6	101.9	100.6	104.6	103.1	<b>613.3</b>	
	243	BALE Emily	101.8	99.7	103.5	104.3	101.6	102.2	<b>613.1</b>	
	242	WALLS Victoria	98.5	101.1	100.0	102.8	104.3	102.8	<b>609.5</b>	
<b>4</b>		<b>FIN</b>	<b>302.4</b>	<b>302.9</b>	<b>306.9</b>	<b>302.9</b>	<b>306.9</b>	<b>306.3</b>	<b>1828.3</b>	
	199	HEISKANEN Essi	100.8	102.7	104.6	101.3	102.0	101.7	<b>613.1</b>	
	200	SIITONEN Sonja	102.0	99.3	99.9	102.1	103.8	102.8	<b>609.9</b>	
	198	MÄNNISTÖ Elli	99.6	100.9	102.4	99.5	101.1	101.8	<b>605.3</b>	
<b>5</b>		<b>DEN</b>	<b>305.4</b>	<b>306.6</b>	<b>301.2</b>	<b>303.7</b>	<b>305.5</b>	<b>303.6</b>	<b>1826.0</b>	
	147	FABRICIUS Lærke	104.0	101.4	104.1	105.6	103.1	101.6	<b>619.8</b>	
	142	JAKOBI Caroline	102.7	104.2	101.9	100.1	104.1	103.1	<b>616.1</b>	
	143	CHRISTENSEN Kristine	98.7	101.0	95.2	98.0	98.3	98.9	<b>590.1</b>	

Legend:

Rk

Rank

Bib No

Bib Number



# RESULTS

## 10m Air Rifle Junior Mixed Team

### FINAL

FRE. 24 AUG 2018, START TIME 17:45

Rk	Name	Club	1st Comp. Stage			2nd Competition Stage Elimination			Total	Remark
<b>1</b>	<b>NOR 1</b>		<b>104.2</b>	<b>208.8</b>	<b>311.9</b>	<b>354.0</b>	<b>394.8</b>	<b>433.9</b>	<b>495.7</b>	<i>New CR!</i>
	KARLSEN		52.1	52.8	52.2	21.2	20.2	20.4	30.6	
	LØVSETH		52.1	51.8	50.9	20.9	20.6	18.7	31.2	
<b>2</b>	<b>NOR 3</b>		<b>100.2</b>	<b>202.1</b>	<b>305.2</b>	<b>347.5</b>	<b>389.3</b>	<b>430.4</b>	<b>492.5</b>	
	ENGEVIK		49.7	51.3	52.3	21.0	20.7	20.5	30.8	
	HEGG		50.5	50.6	50.8	21.3	21.1	20.6	31.3	
<b>3</b>	<b>NOR 2</b>		<b>102.3</b>	<b>204.2</b>	<b>305.6</b>	<b>345.7</b>	<b>387.8</b>		<b>426.1</b>	
	NORDHAGEN		52.1	50.5	51.5	20.5	21.3	18.3		
	LØVSETH		50.2	51.4	49.9	19.6	20.8	20.0		
<b>4</b>	<b>SWE 3</b>		<b>99.2</b>	<b>202.5</b>	<b>305.2</b>	<b>345.3</b>			<b>384.3</b>	
	JOHANSSON		49.5	52.5	51.4	20.0	19.2			
	LINDFORS		49.7	50.8	51.3	20.1	19.8			
<b>5</b>	<b>DEN 2</b>		<b>100.6</b>	<b>201.7</b>	<b>304.6</b>				<b>344.2</b>	
	FABRICIUS		50.9	51.2	51.9	20.6				
	WARRER		49.7	49.9	51.0	19.0				

**FINAL RESULTS**  
**50m RIFLE 3 POSITIONS MEN**  
**FINAL**  
**FRI 24 AUG 2018, START TIME 14:30**

Rk	Bib No	Name	Nat	Kn	Pr	Standing - Elimination						Total	Remarks
1	96	LARSEN Henrik	Nor	149.3 51.3 47.9 50.1	305.0 51.3 52.4 52.0	407.4 50.1	418.3 10.9	427.1 8.8	437.5 10.4	447.5 10.0	9.6	457.1	
2	98	CLAUSSEN Simon Kolstad	Nor	148.4 49.8 49.1 49.5	303.9 51.9 52.3 51.3	405.2 50.5 50.8	414.7 9.5	425.2 10.5	435.5 10.3	444.0 8.5	10.3	454.3	
3	100	FLATLA Øyvind Solbrekken	Nor	149.7 49.3 51.3 49.1	304.8 52.1 52.0 51.0	404.3 49.3 50.2	414.7 10.4	423.9 9.2	434.0 10.1	9.5		443.5	
4	261	KIISK Meelis	Est	148.3 49.6 50.9 47.8	303.0 52.0 50.6 52.1	404.2 50.9 50.3	413.0 8.8	422.2 9.2	10.2			432.4	
5	163	MØBERG Alex	Den	144.3 48.3 45.8 50.2	299.8 51.8 50.9 52.8	399.2 50.0 49.4	409.4 10.2	7.5				416.9	
6	164	FLECKS Morten	Den	146.8 50.4 45.6 50.8	300.3 51.4 50.8 51.3	394.2 49.1 44.8	10.5					404.7	
7	209	FRIMAN Björn	Fin	142.7 48.3 45.4 49.0	297.0 52.1 51.8 50.4	47.0 47.3						391.3	
8	165	DANIELSEN Thomas	Den	142.9 49.0 46.8 47.1	291.9 48.7 50.2 50.1	48.0 50.9						390.8	

CONFIRMED RESULTS

 15.44

Legend:

Rk Rank  
 Kn Kneeling  
 Bib No Bib Number  
 Pr Prone  
 Nat Nation

# RESULTS


## 50m RIFLE 3 POSITIONS MEN

### TEAM

FRI 24 AUG 2018, START TIME 11:15

Rk	Bib No	Name	Position	Series				Sub	Total	Remarks
				1	2	3	4			
1	Nor -			289	294	293	294	1170		
				298	298	291	297	1184		
				283	289	291	286	1149	3503-184x	
	96	LARSEN Henrik	Kneeling	96	98	100	100	394		
			Prone	99	100	98	98	395		
			Standing	96	98	98	96	388	1177-69x	
	98	CLAUSSEN Simon Kolstad	Kneeling	99	100	98	98	395		
			Prone	100	100	96	100	396		
			Standing	95	97	96	95	383	1174-71x	
	100	FLATLA Øyvind Solbrekken	Kneeling	94	96	95	96	381		
			Prone	99	98	97	99	393		
			Standing	92	94	97	95	378	1152-44x	
2	Den -			282	290	291	286	1149		
				286	292	293	295	1166		
				277	285	266	275	1103	3418-120x	
	164	FLECKS Morten	Kneeling	93	95	96	94	378		
			Prone	96	99	98	98	391		
			Standing	94	97	89	93	373	1142-40x	
	163	MØBERG Alex	Kneeling	95	99	96	95	385		
			Prone	95	98	98	99	390		
			Standing	92	93	87	91	363	1138-41x	
	165	DANIELSEN Thomas	Kneeling	94	96	99	97	386		
			Prone	95	95	97	98	385		
			Standing	91	95	90	91	367	1138-39x	
3	Fin -			279	277	270	278	1104		
				292	291	293	295	1171		
				270	277	271	269	1087	3362-100x	
	209	FRIMAN Björn	Kneeling	94	95	91	93	373		
			Prone	97	97	96	99	389		
			Standing	94	96	96	88	374	1136-42x	
	210	LÅNG Jimi	Kneeling	91	95	93	92	371		
			Prone	98	98	99	100	395		
			Standing	83	89	88	91	351	1117-28x	
	211	SALO Jere-Juhani	Kneeling	94	87	86	93	360		
			Prone	97	96	98	96	387		
			Standing	93	92	87	90	362	1109-30x	

CONFIRMED RESULTS

 14.29

Protest Date / Time:

## 50m Rifle 3 Positions Senior Women:

FINAL	Bib No	Name	Nat	Kn		Pr		Standing - Elimination		Total	Remarks	
1	98	LUND	Nor	149.3	303.3	399.5	408.5	418.5	428.1	437.6	447.7	
		Katrine		49.4	50.4	47.0	9.0	10.0	9.6	9.5		10.1
				50.4	51.4	49.2						
				49.5	52.2							
2	213	HAVUKAI NEN	Fin	149.9	296.7	395.1	405.5	415.0	425.9	436.7	445.6	
		Inka		49.8	48.8	48.7	10.4	9.5	10.9	10.8		8.9
				49.1	49.6	49.7						
				51.0	48.4							
3	99	MORTEN SEN	Nor	149.8	303.0	398.8	407.2	417.6	427.1		436.6	
		Siri		48.5	52.4	47.6	8.4	10.4	9.5	9.5		
				49.4	49.4	48.2						
				51.9	51.4							
4	214	MÄKELÄ	Fin	145.6	296.8	394.6	404.0	413.9			424.4	
		Mira		47.5	50.3	48.8	9.4	9.9	10.5			
				49.3	50.5	49.0						
				48.8	50.4							
5		ANDERSE N	Den	146.6	297.3	395.6	402.7				411.0	
		Camilla		48.4	50.3	50.3	7.1	8.3				
				48.8	49.7	48.0						
				49.4	50.7							
6	212	FRILAND ER-SOINI	Fin	149.0	297.9	392.3					399.7	
		Pauline		47.4	50.6	45.9	7.4					
				51.3	49.8	48.5						
				50.3	48.5							
7	97	HANSEN	Nor	143.7	296.6						391.2	
		Karoline		47.4	51.5	47.6						
				46.1	50.9	47.0						
				50.2	50.5							
8	168	BISSØ	Den	143.7	299.7						391.0	
		Nanna		49.3	51.4	43.4						
				47.6	51.7	47.9						
				46.8	52.9							


# RESULTS

## 50m RIFLE 3 POSITIONS WOMEN

### TEAM

FRI 24 AUG 2018, START TIME 10:45

Rk	Bib No	Name	Position	Series				Sub	Total	Remarks
				1	2	3	4			
1		Fin -		283	291	285	287	1146		
				290	298	295	295	1178		
				279	285	285	281	1130	3454-127x	
213	HAVUKAINEN Inka	Kneeling		97	96	97	93	383		
				98	99	100	99	396		
				91	95	96	96	378	1157-50x	
214	MÄKELÄ Mira	Kneeling		93	98	91	97	379		
				98	99	96	98	391		
				96	99	94	94	383	1153-36x	
212	FRILANDER-SOINI Pauline	Kneeling		93	97	97	97	384		
				94	100	99	98	391		
				92	91	95	91	369	1144-41x	
2	Nor -		285	283	287	288	1143			
			297	296	288	291	1172			
			282	288	283	282	1135	3450-138x		
98	LUND Katrine	Kneeling		99	95	95	97	386		
				100	100	97	99	396		
				95	96	95	95	381	1163-54x	
97	HANSEN Karoline	Kneeling		94	95	97	97	383		
				99	99	95	95	388		
				95	98	96	96	385	1156-48x	
99	MORTENSEN Siri	Kneeling		92	93	95	94	374		
				98	97	96	97	388		
				92	94	92	91	369	1131-36x	

CONFIRMED RESULTS  
 14.22

Legend:

Rk Rank Bib No Bib Number Sub Sub Total

## 50m Rifle 3 Positions Junior Men:

FINAL	Bib No	Name	Nat	Kn		Pr	Standing - Elimination		Total	Remarks		
1	70	HEGG	Nor	153.2	307.6	408.1	418.1	426.3	436.7	446.9	456.5	
		Jon-Herman		50.9	51.4	50.6	10.0	8.2	10.4	10.2	9.6	<b>New CR!</b>
				50.3	51.7	49.9						
				52.0	51.3							
2	196	FRIMAN	Fin	150.4	305.3	405.4	415.2	425.0	435.6	444.6	454.5	
		Cristian		49.7	51.3	50.0	9.8	9.8	10.6	9.0	9.9	
				49.6	51.8	50.1						
				51.1	51.8							
3	71	NORDHAGEN	Nor	152.2	305.7	405.0	415.4	424.5	434.5		443.6	
		Vegard		50.5	50.9	49.2	10.4	9.1	10.0	9.1		
				50.1	51.8	50.1						
				51.6	50.8							
4	72	KARLSEN	Nor	149.8	304.6	404.2	414.2	423.6			433.2	
		Benjamin Tingsrud		49.1	52.3	50.4	10.0	9.4	9.6			
				50.8	51.0	49.2						
				49.9	51.5							
5	197	KOSKELA	Fin	150.2	303.4	399.0	409.1				417.4	
		Riku		50.5	50.7	48.5	10.1	8.3				
				48.2	50.9	47.1						
				51.5	51.6							
6	195	LÅNGSTRÖM	Fin	144.7	296.9	395.8					406.3	
		Sebastian		48.8	49.7	48.6	10.5					
				45.8	50.8	50.3						
				50.1	51.7							
7	244	PIROUET	Gre	146.6	298.4						394.9	
		Cameron		49.6	51.2	48.0						
				48.7	49.8	48.5						
				48.3	50.8							
8	246	MAN	Gre	140.5	291.0						381.4	
		Matthew		45.6	49.7	45.7						
				49.9	50.2	44.7						
				45.0	50.6							



## 50m Rifle 3 Positions Junior Men Team:

TEAM	Bib No	Name	Position	Series			Sub	Total	Remarks	
1		NOR -		287	288	291	294	1160		
				297	293	288	291	1169		
				283	289	286	288	1146	3475-152x	
	72	KARLSEN Benjamin Tingsrud	Kneeling	95	94	97	99	385		<b>New CR!</b>
			Prone	99	96	96	96	387		
			Standing	97	99	97	98	391	1163-57x	
	70	HEGG Jon-Herman	Kneeling	97	95	96	99	387		
			Prone	100	99	95	97	391		
			Standing	95	96	94	95	380	1158-44x	
71	NORDHAGEN Vegard	Kneeling	95	99	98	96	388			
		Prone	98	98	97	98	391			
		Standing	91	94	95	95	375	1154-51x		
2		FIN -		292	286	284	289	1151		
				289	295	293	296	1173		
				283	288	280	283	1134	3458-129x	
	196	FRIMAN Cristian	Kneeling	100	93	93	97	383		
			Prone	96	98	97	99	390		
			Standing	94	98	95	97	384	1157-39x	
	195	LÄNGSTRÖM Sebastian	Kneeling	98	98	97	97	390		
			Prone	95	98	98	99	390		
			Standing	95	94	91	96	376	1156-48x	
	197	KOSKELA Riku	Kneeling	94	95	94	95	378		
			Prone	98	99	98	98	393		
			Standing	94	96	94	90	374	1145-42x	
3		GBR -		288	284	286	284	1142		
				292	289	294	296	1171		
				275	276	286	281	1118	3431-127x	
	244	PIROUET Cameron	Kneeling	98	98	96	95	387		
			Prone	96	99	97	98	390		
			Standing	90	92	96	94	372	1149-43x	
	246	MAN Matthew	Kneeling	96	94	95	93	378		
			Prone	98	96	98	99	391		
			Standing	92	93	98	95	378	1147-41x	
	245	HILL Jacob	Kneeling	94	92	95	96	377		
			Prone	98	94	99	99	390		
			Standing	93	91	92	92	368	1135-43x	
4		SWE -		281	280	284	285	1130		
				287	287	290	289	1153		
				274	275	277	273	1099	3382-102x	
	12	WÄSSMAN Oscar	Kneeling	94	97	97	94	382		
			Prone	95	94	93	95	377		
			Standing	92	92	94	94	372	1131-38x	
	13	HENRICSSON Anders	Kneeling	95	92	95	95	377		
			Prone	97	98	99	98	392		
			Standing	91	89	91	91	362	1131-32x	
	17	SÖDERLUND Emanuel	Kneeling	92	91	92	96	371		
			Prone	95	95	98	96	384		
			Standing	91	94	92	88	365	1120-32x	

## 50m Rifle 3 Positions Junior Women:

FINAL	Bib No	Name	Nat	Kn		Pr	Standing - Elimination		Total	Remarks		
1	60	LØVSETH	NOR	153.5	306.6	407.8	417.6	427.3	437.0	446.0	456.3	
		Mari Bårdseng		51.1	51.2	48.8	9.8	9.7	9.7	9.0	10.3	<b>New CR!</b>
				51.1	51.9	52.4						
				51.3	50.0							
2	69	ENGEVIK	NOR	151.1	303.6	401.8	411.6	421.9	430.8	441.5	452.0	
		Tonje		49.9	51.3	48.1	9.8	10.3	8.9	10.7	10.5	
				50.3	51.1	50.1						
				50.9	50.1							
3	258	SMIRNOV	EST	150.8	304.3	400.5	410.5	421.0	430.0		440.7	
		Katrin		48.9	49.6	47.9	10.0	10.5	9.0	10.7		
				51.3	52.1	48.3						
				50.6	51.8							
4	73	STETTE	NOR	152.5	307.9	400.6	409.6	418.6			425.8	
		Karina		52.5	52.5	46.7	9.0	9.0	7.2			
				49.4	51.0	46.0						
				50.6	51.9							
5	144	NIELSEN	DEN	151.8	305.6	401.6	409.6				418.2	
		Henriette		49.5	51.8	48.4	8.0	8.6				
				50.8	51.4	47.6						
				51.5	50.6							
6	143	CHRISTE	DEN	149.0	303.3	396.9					406.4	
		NSEN										
		Kristine		49.6	50.5	44.9	9.5					
				48.9	51.9	48.7						
				50.5	51.9							
7	15	ROSELL	SWE	144.5	299.0						395.2	
		Louise		45.5	51.1	45.8						
				50.5	50.9	50.4						
				48.5	52.5							
8	142	JAKOBI	DEN	149.3	298.0						393.5	
		Caroline		50.5	49.4	46.4						
				51.3	48.7	49.1						
				47.5	50.6							

## 50m Rifle 3 Positions Junior Women Team:

TEAM	Bib No	Name	Position	Series	Sub	Total	Remarks		
1	NOR -			281	284	293	285	1143	
				297	286	291	293	1167	
				283	281	283	283	1130	3440-120x
	73	STETTE Karina	Kneeling	92	93	98	97	380	<b>New CR!</b>
			Prone	99	96	100	97	392	
			Standing	93	91	96	96	376	1148-44x
	60	LØVSETH Mari Bårdseng	Kneeling	93	95	97	94	379	
			Prone	99	94	95	98	386	
			Standing	94	96	94	97	381	1146-38x
	69	ENGEVIK Torje	Kneeling	96	96	98	94	384	
			Prone	99	96	96	98	389	
			Standing	96	94	93	90	373	1146-38x
2	DEN -			289	280	289	289	1147	
				295	292	287	287	1161	
				269	280	280	275	1104	3412-109x
	144	NIELSEN Henriette	Kneeling	94	96	96	98	384	
			Prone	99	97	95	95	386	
			Standing	88	93	97	94	372	1142-44x
	142	JAKOBI Caroline	Kneeling	98	93	96	95	382	
			Prone	98	99	95	99	391	
			Standing	92	92	91	92	367	1140-38x
	143	CHRISTENSE N Kristine	Kneeling	97	91	97	96	381	
			Prone	98	96	97	93	384	
			Standing	89	95	92	89	365	1130-27x
3	SWE -			284	281	290	284	1139	
				285	283	294	291	1153	
				272	269	276	272	1089	3381-89x
	15	ROSELL Louise	Kneeling	97	97	97	93	384	
			Prone	98	98	99	98	393	
			Standing	92	85	90	91	358	1135-35x
	14	STAFÅS Malin	Kneeling	94	89	95	96	374	
			Prone	96	93	97	96	382	
			Standing	90	93	96	93	372	1128-28x
	16	HJELM Matilda	Kneeling	93	95	98	95	381	
			Prone	91	92	98	97	378	
			Standing	90	91	90	88	359	1118-26x
4	GBR -			279	275	284	281	1119	
				285	284	286	284	1139	
				277	276	273	280	1106	3364-97x
	243	BALE Emily	Kneeling	94	92	92	95	373	
			Prone	93	94	95	95	377	
			Standing	95	97	93	94	379	1129-35x
	241	TAYLOR Pheobe	Kneeling	92	94	93	94	373	
			Prone	96	97	95	93	381	
			Standing	92	92	89	94	367	1121-33x
	242	WALLS Victoria	Kneeling	93	89	99	92	373	
			Prone	96	93	96	96	381	
			Standing	90	87	91	92	360	1114-29x

## 50m Rifle Prone Senior Men:

QUALIFICATION		Bib No	Name	Nat			Series	Total			Remarks
1	94	BOGAR Stian	Nor	102.3	105.5	103.8	103.9	103.5	105.4	624.4	
2	209	FRIMAN Björn	Fin	104.5	104.4	102.5	104.5	103.5	103.3	622.7	
3	163	MØBERG Alex	Den	103.7	103.3	102.7	104.3	103.8	104.8	622.6	
4	96	LARSEN Henrik	Nor	103.0	104.3	102.8	105.5	102.3	104.4	622.3	
5	98	CLAUSSEN Simon Kolstad	Nor	102.3	103.4	103.8	103.8	103.2	103.6	620.1	
6	261	KIISK Meelis	Est	102.2	103.3	103.7	103.8	101.5	104.8	619.3	
7	165	DANIELSEN Thomas	Den	101.9	103.6	102.1	104.1	104.0	102.6	618.3	
8	210	LÄNG Jimi	Fin	101.4	102.0	102.9	103.3	102.8	102.6	615.0	
9	211	SALO Jere- Juhani	Fin	102.4	102.7	101.7	102.4	101.3	103.6	614.1	
10	270	CHRISTENS EN Gudmundur Helgi	Ice	102.0	102.8	104.2	100.8	102.7	101.3	613.8	
11	164	FLECKS Morten	Den	101.4	102.9	101.4	102.8	103.2	101.2	612.9	

## 50m Rifle Prone Senior Men Team

TEAM	Bib No	Name	Series	Total	Remarks					
1		Nor -	307.6	313.2	310.4	313.2	309.0	313.4	1866.8	
	94	BOGAR Stian	102.3	105.5	103.8	103.9	103.5	105.4	624.4	
	96	LARSEN Henrik	103.0	104.3	102.8	105.5	102.3	104.4	622.3	
	98	CLAUSSEN Simon Kolstad	102.3	103.4	103.8	103.8	103.2	103.6	620.1	
2		Den -	307.0	309.8	306.2	311.2	311.0	308.6	1853.8	
	163	MØBERG Alex	103.7	103.3	102.7	104.3	103.8	104.8	622.6	
	165	DANIELSEN Thomas	101.9	103.6	102.1	104.1	104.0	102.6	618.3	
	164	FLECKS Morten	101.4	102.9	101.4	102.8	103.2	101.2	612.9	
3		Fin -	308.3	309.1	307.1	310.2	307.6	309.5	1851.8	
	209	FRIMAN Björn	104.5	104.4	102.5	104.5	103.5	103.3	622.7	
	210	LÅNG Jimi	101.4	102.0	102.9	103.3	102.8	102.6	615.0	
	211	SALO Jere- Juhani	102.4	102.7	101.7	102.4	101.3	103.6	614.1	

## 50m Rifle Prone Senior Women:

QUALIFICATION		Bib No	Name	Nat			Series			Total	Remarks
1	98	LUND Katrine	Nor	103.6	104.3	105.7	103.4	103.6	104.6	625.2	
2	214	MÄKELÄ Mira	Fin	103.8	104.7	102.7	102.6	103.4	103.0	620.2	
3	97	HANSEN Karoline	Nor	102.8	104.4	103.8	102.4	103.6	103.1	620.1	
4	166	HANSEN Sys	Den	102.7	102.4	104.0	101.0	102.8	104.0	616.9	
5	239	JONES Lina	Gre	101.5	102.7	101.7	103.6	103.6	103.6	616.7	
6	99	MORTENSE N Siri	Nor	101.4	100.2	103.4	102.8	103.5	104.1	615.4	
7	212	FRILANDER -SOINI Pauline	Fin	101.4	99.9	105.8	101.5	103.1	103.0	614.7	
8	168	BISSØ Nanna	Den	100.5	103.5	101.7	102.9	103.1	101.4	613.1	
9		ANDERSEN Camilla	Den	99.8	102.9	103.8	102.7	102.5	101.4	613.1	
10	213	HAVUKAINE N Inka	Fin	100.9	104.0	101.8	102.7	101.9	100.3	611.6	


# RESULTS

## 50m RIFLE PRONE WOMEN

### TEAM

FRI 24 AUG 2018, START TIME 09:15

Rk	Bib No	Name	Series						Total	Remarks
			1	2	3	4	5	6		
1		<b>Nor -</b>	<b>307.8</b>	<b>308.9</b>	<b>312.9</b>	<b>308.6</b>	<b>310.7</b>	<b>311.8</b>	<b>1860.7</b>	
	98	LUND Katrine	103.6	104.3	105.7	103.4	103.6	104.6	625.2	
	97	HANSEN Karoline	102.8	104.4	103.8	102.4	103.6	103.1	620.1	
	99	MORTENSEN Siri	101.4	100.2	103.4	102.8	103.5	104.1	615.4	
2		<b>Fin -</b>	<b>306.1</b>	<b>308.6</b>	<b>310.3</b>	<b>306.8</b>	<b>308.4</b>	<b>306.3</b>	<b>1846.5</b>	
	214	MÄKELÄ Mira	103.8	104.7	102.7	102.6	103.4	103.0	620.2	
	212	FRILANDER-SOINI Pauline	101.4	99.9	105.8	101.5	103.1	103.0	614.7	
	213	HAVUKAINEN Inka	100.9	104.0	101.8	102.7	101.9	100.3	611.6	
3		<b>Den -</b>	<b>303.0</b>	<b>308.8</b>	<b>309.5</b>	<b>306.6</b>	<b>308.4</b>	<b>306.8</b>	<b>1843.1</b>	
	166	HANSEN Sys	102.7	102.4	104.0	101.0	102.8	104.0	616.9	
	168	BISSØ Nanna	100.5	103.5	101.7	102.9	103.1	101.4	613.1	
		ANDERSEN Camilla	99.8	102.9	103.8	102.7	102.5	101.4	613.1	

UPDATE  
 CONFIRMED RESULTS  
 15.50

## 50m Rifle Prone Junior Men:

QUALIFICATION		Bib No	Name	Nat		Series		Total		Remarks	
1	72	KARLSEN Benjamin Tingsrud	NOR	103.7	103.0	103.4	104.9	103.7	104.3	623.0	<i>New CR!</i>
2	244	PIROUET Cameron	GBR	103.7	103.3	102.4	103.8	104.0	103.6	620.8	
3	71	NORDHAGE N Vegard	NOR	102.4	102.2	102.4	103.4	104.6	102.6	617.6	
4	70	HEGG Jon-Herman	NOR	102.9	103.4	102.4	101.4	101.9	104.9	616.9	
5	195	LANGSTRÖM Sebastian	FIN	101.2	103.6	102.7	101.3	103.8	103.9	616.5	
6	197	KOSKELA Riku	FIN	99.2	101.2	103.2	105.2	103.5	103.4	615.7	
7	196	FRIMAN Cristian	FIN	103.6	102.9	101.5	103.0	98.7	103.6	613.3	
8	246	MAN Matthew	GBR	102.2	98.3	102.6	103.3	103.0	102.2	611.6	
9	12	WASSMAN Oscar	SWE	101.4	101.5	102.2	102.8	104.0	99.6	611.5	
10	17	SÖDERLUND Emanuel	SWE	100.9	99.5	101.0	102.3	102.7	102.4	608.8	
11	245	HILL Jacob	GBR	102.3	97.1	101.7	101.1	104.4	102.0	608.6	
12	13	JOHANSSON Albin	SWE	100.1	99.3	100.0	101.6	103.1	100.8	604.9	
13	14	WARRER Mikkel	DEN	98.9	101.3	100.9	98.5	101.4	100.3	601.3	
14	146	NIELSEN Emil	DEN	98.8	96.1	98.9	100.9	99.0	100.0	593.7	



## 50m Rifle Prone Junior Men Team:

TEAM	Bib No	Name	Series	Total	Remarks					
1		NOR -	309.0	308.6	308.2	309.7	310.2	311.8	1857.5	
	72	KARLSEN Benjamin Tingsrud	103.7	103.0	103.4	104.9	103.7	104.3	623.0	<b>New CR!</b>
	71	NORDHAGEN Vegard	102.4	102.2	102.4	103.4	104.6	102.6	617.6	
	70	HEGG Jon-Herman	102.9	103.4	102.4	101.4	101.9	104.9	616.9	
2		FIN -	304.0	307.7	307.4	309.5	306.0	310.9	1845.5	
	195	LANGSTRÖM Sebastian	101.2	103.6	102.7	101.3	103.8	103.9	616.5	
	197	KOSKELA Riku	99.2	101.2	103.2	105.2	103.5	103.4	615.7	
	196	FRIMAN Cristian	103.6	102.9	101.5	103.0	98.7	103.6	613.3	
3		GBR -	308.2	298.7	306.7	308.2	311.4	307.8	1841.0	
	244	PIROUET Cameron	103.7	103.3	102.4	103.8	104.0	103.6	620.8	
	246	MAN Matthew	102.2	98.3	102.6	103.3	103.0	102.2	611.6	
	245	HILL Jacob	102.3	97.1	101.7	101.1	104.4	102.0	608.6	
4		SWE -	302.4	300.3	303.2	306.7	309.8	302.8	1825.2	
	12	WÄSSMAN Oscar	101.4	101.5	102.2	102.8	104.0	99.6	611.5	
	17	SÖDERLUND Emanuel	100.9	99.5	101.0	102.3	102.7	102.4	608.8	
	13	JOHANSSON Albin	100.1	99.3	100.0	101.6	103.1	100.8	604.9	

## 50m Rifle Prone Junior Women:

QUALIFICATION		Bib No	Name	Nat			Series		Total		Remarks
1	15	ROSELL Louise	Swe	104.9	102.6	104.3	102.9	101.7	101.3	617.7	<i>New CR!</i>
2	16	HJELM Matilda	Swe	102.6	101.8	101.9	103.3	102.3	104.4	616.3	
3	198	MÄNNISTÖ Elli	Fin	101.6	102.6	103.2	101.7	103.5	103.0	615.6	
4	73	STETTE Karina	Nor	103.7	103.0	102.8	100.9	101.0	103.9	615.3	
5	142	JAKOBI Caroline	Den	102.2	102.9	104.0	101.1	102.4	102.2	614.8	
6	143	CHRISTENS EN Kristine	Den	102.4	103.9	100.5	103.6	102.3	102.0	614.7	
7	144	NIELSEN Henriette	Den	103.8	102.1	102.1	101.7	102.3	101.0	613.0	
8	60	LØVSETH Mari Bårdseeng	Nor	102.6	102.7	99.4	102.1	104.8	101.1	612.7	
9	69	ENGEVIK Tonje	Nor	101.6	100.7	102.3	102.4	103.1	102.2	612.3	
10	257	BOBYLEVA Anastassia	Est	100.9	103.1	100.9	103.3	101.7	101.5	611.4	
11	14	STAFÁS Malin	Swe	100.9	102.3	102.8	104.1	100.3	101.0	611.4	
12	258	SMIRNOVA Katrin	Est	100.4	102.8	100.6	103.3	101.8	100.8	609.7	
13	242	WALLS Victoria	Gre	100.7	99.5	99.5	104.0	101.9	103.5	609.1	
14	200	SIITONEN Sonja	Fin	100.6	102.4	99.4	100.9	100.8	100.9	605.0	
15	199	HEISKANEN Essi	Fin	101.9	98.7	99.5	101.4	99.2	103.8	604.5	
16	241	TAYLOR Pheobe	Gre	99.9	99.3	103.2	100.7	100.2	98.0	601.3	
17	243	BALE Emily	Gre	100.2	97.2	100.0	99.8	99.5	101.0	597.7	

## 50m Rifle Prone Junior Women Team:

TEAM	Bib No	Name	Series	Total	Remarks					
1		Swe -	308.4	306.7	309.0	310.3	304.3	306.7	1845.4	
	15	ROSELL Louise	104.9	102.6	104.3	102.9	101.7	101.3	617.7	<b>New CR!</b>
	16	HJELM Matilda	102.6	101.8	101.9	103.3	102.3	104.4	616.3	
	14	STAFAS Malin	100.9	102.3	102.8	104.1	100.3	101.0	611.4	
2		Den -	308.4	308.9	306.6	306.4	307.0	305.2	1842.5	
	142	JAKOBI Caroline	102.2	102.9	104.0	101.1	102.4	102.2	614.8	
	143	CHRISTENSE N Kristine	102.4	103.9	100.5	103.6	102.3	102.0	614.7	
	144	NIELSEN Henriette	103.8	102.1	102.1	101.7	102.3	101.0	613.0	
3		Nor -	307.9	306.4	304.5	305.4	308.9	307.2	1840.3	
	73	STETTE Karina	103.7	103.0	102.8	100.9	101.0	103.9	615.3	
	60	LØVSETH Mari Bårdseng	102.6	102.7	99.4	102.1	104.8	101.1	612.7	
	69	ENGEVIK Torje	101.6	100.7	102.3	102.4	103.1	102.2	612.3	
4		Gre -	300.8	296.0	302.7	304.5	301.6	302.5	1808.1	
	242	WALLS Victoria	100.7	99.5	99.5	104.0	101.9	103.5	609.1	
	241	TAYLOR Pheobe	99.9	99.3	103.2	100.7	100.2	98.0	601.3	
	243	BALE Emily	100.2	97.2	100.0	99.8	99.5	101.0	597.7	

**RUNNING  
TARGET  
RESULTS**



# 2018 NORDIC SHOOTING CHAMPIONSHIPS

## Running Target Results

### 10 M Running Target 30 + 30 Men Junior

Rank	Bibno	Name	First name	Nation	1. series	2. series	3.series	Slow	1. series	2. series	3.series	Fast	Total	
4.	18	Bergström	Andreas	SWE	98	96	100	294	94	95	96	285	579	<i>New CR!</i>
1.	201	Vuorimaa	Aaro	FIN	95	98	96	289	84	89	92	265	554	
2.	19	Eliasson	Oscar	SWE	88	96	94	278	91	93	91	275	553	
3.	21	Martinsson	Albin	SWE	83	89	87	259	86	88	78	252	511	
5.	74	Nordsveen	Espen T.	NOR									DNS	

### 10 M Running Target 30 + 30 Men

Rank	Bibno	Name	First name	Nation	1. series	2. series	3.series	Slow	1. series	2. series	3.series	Fast	Total
1.	215	Hyvärinen	Niklas	FIN	95	92	99	286	88	97	95	280	566
2.	39	Thuesson	Pontus	SWE	96	95	93	284	93	92	89	274	558
3.	216	Hulkkonen	Topi	FIN	91	93	96	280	89	98	90	277	557
4.	106	Sørli	Tommy André	NOR	93	97	91	281	86	91	91	268	549
5.	38	Andersson	Oscar	SWE	93	90	93	276	92	82	95	269	545
6.	107	Nordsveen	Even	NOR	91	90	96	277	90	88	88	266	543
7.	40	Helgesson	Ulrik	SWE	90	90	90	270	92	91	87	270	540
8.	105	Krogstad	Espen	NOR	96	88	91	275	92	87	81	260	535

### 10 M Running Target 30 + 30 Women

1.	108	Tangen	Anneline	NOR	80	85	78	243	62	84	88	234	477
----	-----	--------	----------	-----	----	----	----	-----	----	----	----	-----	-----

### Medal Match Senior

Semifinal 1 Hyvärinen, Niklas 6  
Sørlie, Tommy André 4

Semifinal 2 Thuresson, Pontus 3  
Hulkkonen, Topi 6

Bronze match **Thuresson, Pontus** 6  
Sørlie, Tommy André 3

Gold match Hyvärinen, Niklas 3  
**Hulkkonen, Topi** 6

### Medal Match Junior

Semifinal 1 Bergström, Andreas 6  
Martinsson, Albin 2

Semifinale 2 Vuorimaa, Aaro 6  
Eliasson, Oscar 4

Bronze match Martinsson, Albin 2  
**Eliasson, Oscar** 6

Gold match **Vuorimaa, Aaro** 6  
Bergström, Andreas 2



# 2018 NORDIC SHOOTING CHAMPIONSHIPS

## Running Target Results

### 10 M Running Target Mixed Men Junior

Rank	Bibno	Name	First name	Nation	1. series	2. series	Sub Tot	1. series	2. series	Fast	Total
1.	201	Vuorimaa	Aaro	FIN	92	92	184	97	97	194	378
2.	19	Eliasson	Oscar	SWE	92	98	190	92	94	186	376
3.	18	Bergström	Andreas	SWE	92	94	186	91	93	184	370
4.	21	Martinsson	Albin	SWE	92	82	174	71	89	160	334
5.	74	Nordsveen	Espen T.	NOR							DNS

### 10 M Running Target Mixed Men

Rank	Bibno	Name	First name	Nation	1. series	2. series	Sub Tot	1. series	2. series	Fast	Total
1.	215	Hyvävinen	Niklas	FIN	94	94	188	94	93	187	375
2.	216	Hulkkonen	Topi	FIN	93	91	184	92	94	186	370
3.	105	Krogstad	Espen	NOR	97	84	181	93	93	186	367
4.	39	Thuresson	Pontus	SWE	93	91	184	88	92	180	364
5.	40	Helgesson	Ulrik	SWE	89	91	180	92	89	181	361
6.	107	Nordsveen	Even	NOR	82	93	175	95	89	184	359
7.	38	Andersson	Oscar	SWE	85	88	173	90	94	184	357
8.	106	Sørli	Tommy André	NOR	88	92	180	85	86	171	351

### 10 M Running Target Mixed Women

Rank	Bibno	Name	First name	Nation	1. series	2. series	Sub Tot	1. series	2. series	Fast	Total
1.	108	Tangen	Anneline	NOR	86	86	172	80	83	163	335



# 2018 NORDIC SHOOTING CHAMPIONSHIPS

## Running Target Results

### 50 M Running Target 30 + 30 Men Junior

Rank	Bibno	Name	First name	Nation	1. series	2. series	3.series	Slow	1. series	2. series	3.series	Fast	Total
1.	74	Nordsveen	Espen T.	NOR	97	99	95	291	99	99	99	297	588
2.	19	Eliasson	Oscar	SWE	99	98	94	291	93	95	98	286	577
3.	18	Bergström	Andreas	SWE	96	98	99	293	96	83	96	275	568
4.	201	Vuorimaa	Aaro	FIN	96	99	96	291	96	94	86	276	567
5.	21	Martinsson	Albin	SWE	85	89	93	267	87	94	82	263	530

### 50 M Running Target 30 + 30 Men

Rank	Bibno	Name	First name	Nation	1. series	2. series	3.series	Slow	1. series	2. series	3.series	Fast	Total
1.	215	Hyvävinen	Niklas	FIN	98	98	98	294	93	96	99	288	582
2.	39	Thuresson	Pontus	SWE	98	97	94	289	97	95	97	289	578
3.	105	Krogstad	Espen	NOR	96	97	95	288	98	95	97	290	578
4.	107	Nordsveen	Even	NOR	95	99	97	291	98	94	91	283	574
5.	216	Hulkkonen	Topi	FIN	99	99	97	295	85	93	99	277	572
6.	106	Sørli	Tommy André	NOR	95	95	98	288	97	90	91	278	566
7.	38	Andersson	Oscar	SWE	96	97	92	285	92	90	97	279	564
8.	40	Helgesson	Ulrik	SWE	93	97	95	285	94	92	91	277	562

### 50 M Running Target 30 + 30 Women

1.	108	Tangen	Anneline	NOR	85	94	89	268	76	70	88	234	502
----	-----	--------	----------	-----	----	----	----	-----	----	----	----	-----	-----





# 2018 NORDIC SHOOTING CHAMPIONSHIPS

## Running Target Results

### 50 M Running Target - Mixed Men Junior

Rank	Bibno	Name	First name	Nation	1. series	2. series	Sub Tot	1. series	2. series	Fast	Total
1.	18	Bergström	Andreas	SWE	96	97	193	97	98	195	388 <i>New CR!</i>
2.	201	Vuorimaa	Aaro	FIN	96	92	188	95	95	190	378
3.	19	Eliasson	Oscar	SWE	92	97	189	95	93	188	377
4.	21	Martinsson	Albin	SWE	89	82	171	78	90	168	339
5.	74	Nordsveen	Espen T.	NOR							DNS

### 50 M Running Target - Mixed

#### Men

Rank	Bibno	Name	First name	Nation	1. series	2. series	Sub Tot	1. series	2. series	Fast	Total
1.	216	Hulkkonen	Topi	FIN	97	98	195	96	99	195	390
2.	215	Hyvärinen	Niklas	FIN	97	98	195	98	96	194	389
3.	39	Thuresson	Pontus	SWE	98	96	194	94	95	189	383
4.	106	Sørli	Tommy André	NOR	97	96	193	92	97	189	382
5.	105	Krogstad	Espen	NOR	93	93	186	97	97	194	380
6.	38	Andersson	Oscar	SWE	92	96	188	96	95	191	379
7.	40	Helgesson	Ulrik	SWE	95	90	185	96	96	192	377
8.	107	Nordsveen	Even	NOR	87	88	175	95	98	193	368

### 50 M Running Target - Mixed

#### Women

Rank	Bibno	Name	First name	Nation	1. series	2. series	Sub Tot	1. series	2. series	Fast	Total
1.	108	Tangen	Anneline	NOR	80	87	167	76	79	155	322

# **SHOTGUN RESULTS**

# The 2018 Nordic Shooting Championships - Skeet

24.-26. august 2018

Version: 25.08.2018 kl 16:15

## Final Results

	Qualification					Sum	Final series					Final	S-Off	
<b>Class A</b>														
<b>1. Tom Beier Jensen</b> Norway	23	24	25	23	23	118	9	10	9	10	10	10	58	
<b>2. Jonas Filtvedt</b> Norway	25	25	23	24	25	122	7	9	9	8	10	8	51	
<b>3. Henrik Jansson</b> Sweden	25	24	23	25	24	121	10	7	8	8	9		42	
<b>4. Fredrik Larsson</b> Sweden	22	25	24	24	25	120	8	8	9	8			33	
<b>5. Knut Rustad</b> Norway	24	24	24	24	21	117	9	8	7				24	
<b>6. Timi Vallioniemi</b> Finland	24	24	24	23	25	120	6	9					15	
<b>7. Lari Pesonen</b> Finland	23	24	23	24	23	117							0	
<b>8. Andrei Ineshin</b> Estonia	24	23	23	23	23	116							0	
<b>9. Aleksii Ahokas</b> Finland	22	24	21	24	24	115							0	
<b>10. Gudlaugur Bragi Magnusson</b> Iceland	23	19	23	22	25	112							0	
<b>11. Torur Fløtt</b> Faroe Islands	22	25	20	23	22	112							0	
<b>12. Kasper Rasmussen</b> Denmark	20	23	20	25	21	109							0	
<b>13. Jacob Por Leifsson</b> Iceland	20	23	17	23	24	107							0	
<b>14. Christer Isaksson</b> Sweden	22	23	19	20	22	106							0	
<b>15. Joannis Joensen</b> Faroe Islands	18	22	19	21	23	103							0	

## Class W1

---

<b>1. Victoria Larsson</b> Sweden	<b>25</b>	20	21	23	23	<b>112</b>	8	8	8	7	8	9	<b>48</b>	
<b>2. Malin Farsjø</b> Norway	22	23	19	23	21	<b>108</b>	5	7	10	6	8	10	<b>46</b>	
<b>3. Niina Aaltonen</b> Finland	22	21	22	20	20	<b>105</b>	8	5	7	8	8		<b>36</b>	
<b>4. Angelica Zetterberg</b> Sweden	19	22	22	20	20	<b>103</b>	7	7	7	5			<b>26</b>	
<b>5. Kaisa Kurki</b> Finland	19	18	21	20	22	<b>100</b>	7	6	5				<b>18</b>	
<b>6. Barbro Breivik</b> Norway	24	20	16	19	23	<b>102</b>	5	7					<b>12</b>	
<b>7. Helga Johannsdottir</b> Iceland	20	18	15	23	17	<b>93</b>							<b>0</b>	
<b>8. Dagny Huld Hinriksdottir</b> Iceland	12	20	18	19	15	<b>84</b>							<b>0</b>	

### Class JW

<b>1. Matilda Johansson</b> Sweden	16	20	23	19	21	<b>99</b>	7	7	6	8	6	6	<b>40</b>	<b>New CR!</b>
<b>2. Matilda Lishöj</b> Sweden	22	19	22	19	20	<b>102</b>	5	5	4	8	6	7	<b>35</b>	
<b>3. Maria Dunn</b> Denmark	20	23	21	18	22	<b>104</b>	5	6	5	5	6		<b>27</b>	

### Class JM

<b>1. Anton Svahn</b> Sweden	22	20	23	23	24	<b>112</b>	7	10	8	8	8	8	<b>49</b>	<b>New CR!</b>
<b>2. Oskari Lehtimäki</b> Finland	23	24	19	23	22	<b>111</b>	6	9	8	8	7	9	<b>47</b>	
<b>3. Oscar Iwe</b> Norway	21	22	20	23	20	<b>106</b>	7	7	9	7	7		<b>37</b>	
<b>4. Niklas Lindfors</b> Finland	21	22	22	20	22	<b>107</b>	8	8	7	6			<b>29</b>	
<b>5. Johan Svahn</b> Sweden	23	24	20	24	20	<b>111</b>	7	8	7				<b>22</b>	
<b>6. Danila Ineshin</b> Estonia	21	21	21	22	21	<b>106</b>	4	5					<b>9</b>	
<b>7. Fredrik Jensen</b> Denmark	22	21	17	22	23	<b>105</b>							<b>0</b>	
<b>8. David Scheuer</b> Denmark	19	21	20	23	21	<b>104</b>							<b>0</b>	
<b>9. Isac Parkner</b> Sweden	23	19	22	20	20	<b>104</b>							<b>0</b>	

**10. Johann Fløtt**

Faroe Islands

**11. Espen**

Teppdalen

Nordsveen

Norway

<b>19</b>	<b>21</b>	<b>20</b>	<b>21</b>	<b>22</b>	<b>103</b>							<b>0</b>	
<b>17</b>	<b>18</b>	<b>16</b>	<b>18</b>	<b>23</b>	<b>92</b>							<b>0</b>	

# The 2018 Nordic Shooting Championships - Skeet

24.-26. august 2018

Version: 25.08.2018 kl 16:15

## Team Results

### Norway

A	Jonas Filtvedt	122
A	Tom Beier Jensen	118
A	Knut Rustad	117
		<b>357</b>

### Finland

A	Timi Vallioniemi	120
A	Lari Pesonen	117
A	Aleksi Ahokas	115
		<b>352</b>

### Sweden

A	Henrik Jansson	121
A	Fredrik Larsson	120
A	Christer Isaksson	106
		<b>347</b>

### Faroe Islands

A	Torur Fløtt	112
A	Joannis Joensen	103
Jm	Johann Fløtt	103
		<b>318</b>

# The 2018 Nordic Shooting Championships - Skeet

26. august 2018

Version: 26.08.2018 kl 14:50

## Mixed Team Skeet Final

### Class A

**1. J.Filtvedt M.Farsjø**

Norway

7	9	9	9	10	6	50
---	---	---	---	----	---	----

**2. H.Jansson A.Zetterberg**

Sweden

9	8	8	7	8	5	45
---	---	---	---	---	---	----

**3. L.Pesonen N.Aaltonen**

Finland

7	6	9	9	8		39
---	---	---	---	---	--	----

**4. F.Larsson V.Larsson**

Sweden

9	8	7	6			30
---	---	---	---	--	--	----

**5. T.Vallioniemi K.Kurki**

Finland

8	6	7				21
---	---	---	--	--	--	----

**6. J.P.Leifsson D.H.Hinriksdottir**

Iceland

4	5					9
---	---	--	--	--	--	---

### Class JM

**1. J.Svahn M.Lishöj**

Sweden

6	8	7	8	6	10	45
---	---	---	---	---	----	----

***New CR!***

**2. D.Scheuer M.Dunn**

Denmark

7	6	7	7	9	7	43
---	---	---	---	---	---	----

**3. A.Svahn M.Johansson**

Sweden

4	8	5	8	9		34
---	---	---	---	---	--	----

# The 2018 Nordic Shooting Championships OL-trap

24.-26. august 2018

Version: 25.08.2018 kl 16:40

## Final Results

		Qualifying					Sum	Final					Sum
<b>Class A</b>													
<b>1. Mirka Kyyrönen</b>	Finland	21	24	23	24	23	115	25	5	4	5	8	47
<b>2. Vesa Järvinen</b>	Finland	24	23	24	23	23	117	22	4	5	4	7	42
<b>3. Espen Unneland</b>	Norway	24	23	23	24	24	118	21	3	5	3		32
<b>4. Rickard Levin Andersson</b>	Sweden	24	24	25	25	24	122	18	4	4			26
<b>5. Claus Tornsberg</b>	Norway	24	25	24	24	24	121	18	3				21
<b>6. Martin Jansson</b>	Sweden	23	21	23	24	24	115	18					18
<b>7. Torben Ranthe</b>	Denmark	24	21	21	25	23	114						0
<b>8. Glenn Christensen</b>	Denmark	22	21	22	23	25	113						0
<b>9. Mika Myllylä</b>	Finland	21	23	21	23	25	113						0
<b>10. Henrik Jørgensen</b>	Denmark	23	22	23	20	24	112						0
<b>11. Søren Bro Larsen</b>	Denmark	21	22	23	21	23	110						0
<b>12. Sven Erik Svenningsen</b>	Denmark	23	21	21	21	23	109						0
<b>13. Niclas Ess</b>	Sweden	20	22	20	22	22	106						0
<b>14. Finn Ludvig</b>	Faroe Islands	22	20	19	21	23	105						0
<b>15. Martin Siemsen Larsen</b>	Norway	22	21	22	19	21	105						0
<b>16. Esmar Joensen</b>	Faroe Islands	23	21	20	20	20	104						0
<b>17. Jon Jacobsen</b>	Faroe Islands	20	22	20	19	21	102						0
<b>18. Erik Duus Nielsen</b>	Denmark	23	21	19	19	20	102						0

## Class W1

<b>1. Marika Salmi</b>	Finland	24	21	24	23	24	116	22	5	5	5	7	44
------------------------	---------	----	----	----	----	----	-----	----	---	---	---	---	----



**2. Rachele Wolff**

Norway

22	22	23	19	22	108	20	4	2	3	6	35
21	23	19	24	21	108	19	3	2	3		27
21	20	20	18	18	97	17	4	3			24
20	24	24	23	22	113	18	2				20
23	19	20	20	20	102	14					14
21	19	18	17	21	96						0

**3. Marja Maunula**

Finland

**4. Elisabeth Larsen**

Norway

**5. Pia Hansen**

Sweden

**6. Satu Pylkkänen**

Finland

**7. Line Martinsen**

Norway

**Class JW****1. Mathea Synnøve****Johansson**

Norway

19	22	20	20	18	99	19	4	3	4	6	36
22	19	21	20	20	102	18	5	1	3	8	35
20	19	19	14	15	87	16	3	3	3		25
17	16	22	20	20	95	13	1	3			17
16	15	16	15	14	76	11	3				14

**New  
CR!****2. Elinore Brengdahl**

Sweden

**3. Evita Cecilie Tornsberg**

Norway

**4. Maj Christiansen**

Denmark

**5. Julia Brengdahl**

Sweden

**Class JM****1. Ruben Grønbeck Lillerud**

Norway

**2. Matias Koivu**

Finland

**3. Aaro Savilahti**

Finland

**4. Niklas Madsen**

Denmark

**5. Casper Hjorth**

Denmark

**6. Sander Holtet**

Norway

**7. Kristian Palin**

Finland

**8. Anton Akbarzadeh**

Sweden

**9. Loke Gustus Holth**

Norway

24	25	25	23	22	119	17	5	3	4	7	36
23	25	21	24	24	117	17	4	4	3	4	32
21	23	22	24	24	114	20	3	2	3		28
19	21	21	20	21	102	17	5	3			25
20	24	23	16	23	106	15	5				20
19	21	22	20	18	100	13					13
19	20	21	19	19	98						0
18	20	17	18	18	91						0
19	14	22	20	14	89						0

**New  
CR!**

# The 2018 Nordic Shooting Championships OL-trap

24.-26. august 2018

Version: 25.08.2018 - 16:40

## Team Results

### Finland

A Vesa Järvinen	117
A Mirka Kyyrönen	115
A Mika Myllylä	113
	<b>345</b>

### Norway

A Claus Tornsberg	121
A Espen Unneland	118
A Martin Siemsen Larsen	105
	<b>344</b>

### Sweden

A Rickard Levin Andersson	122
A Martin Jansson	115
A Niclas Ess	106
	<b>343</b>

### Denmark - A

A Torben Ranthe	114
A Henrik Jørgensen	112
A Søren Bro Larsen	110
	<b>336</b>

### Denmark - B

A Glenn Christensen	113
A Sven Erik Svenningsen	109
A Erik Duus Nielsen	102
	<b>324</b>

### Faroe Islands

A Finn Ludvig	105
A Esmar Joensen	104
A Jon Jacobsen	102
	<b>311</b>

# The 2018 Nordic Shooting Championships OL-trap

26. august 2018

Version: 26.08.2018 kl 15:25

## Mixed Team OL-Trap Final

### Class A

**1. V.Järvinen S.Pylkkänen**

Finland

<b>20</b>	<b>4</b>	<b>5</b>	<b>5</b>	<b>6</b>	<b>40</b>
<b>21</b>	<b>4</b>	<b>5</b>	<b>5</b>	<b>5</b>	<b>40</b>
<b>22</b>	<b>3</b>	<b>5</b>	<b>4</b>		<b>34</b>
<b>19</b>	<b>5</b>	<b>4</b>			<b>28</b>
<b>20</b>	<b>4</b>				<b>24</b>
<b>17</b>					<b>17</b>

**2. R.L.Andersson P.Hansen**

Sweden

**3. E.Unneland R.Wolff**

Norway

**4. M.Kyyrönen M.Salmi**

Finland

**5. M.S.Larsen E.Larsen**

Norway

**6. M.Myllylä M.Maunula**

Finland

### Class JM

**1. S.Holtet E.C.Tornsberg**

Norway

**2. R.G.Lillerud M.S.Johansson**

Norway

**3. N.Madsen M.Christiansen**

Denmark

**4. A.Akbarzadeh J.Bergdahl**

Sweden

<b>18</b>	<b>4</b>	<b>3</b>	<b>2</b>	<b>7</b>	<b>34</b>
<b>19</b>	<b>3</b>	<b>3</b>	<b>4</b>	<b>5</b>	<b>34</b>
<b>18</b>	<b>1</b>	<b>3</b>	<b>3</b>		<b>25</b>
<b>8</b>	<b>2</b>	<b>3</b>			<b>13</b>

**New CR!**

# Nordic Trap - Final Results

Jury: Not registered

## Class JW

**Anne Beate A. Hætta**  
Norway

**Felicia Roos**  
Sweden

**Susanne Valhovd Andersen**  
Norway

**Jette Marie Grimestad Buksholt**  
Norway

23	20	23	24	22	24	23	Sum: <b>159</b>
18	22	21	23	23	23	23	Sum: <b>153</b>
24	22	24	18	18	24	21	Sum: <b>151</b>
22	21	20	24	17	23	23	Sum: <b>150</b>

*New CR!*

## Class JM

**Filip Rasmussen**  
Norway

**Preben Krogsrud Stensrud**  
Norway

**Arnt Sigurd Christensen**  
Norway

**Emil Christensen**  
Denmark

**Nichlas Lykkegaard**  
Denmark

**Andreas Hummelose**  
Denmark

**Albin Stensson**  
Sweden

**Erik Friberg**  
Sweden

24	25	25	25	25	24	24	Sum: <b>172</b>
22	24	23	24	24	23	24	Sum: <b>164</b>
23	23	23	20	24	25	23	Sum: <b>161</b>
22	20	23	23	24	24	24	Sum: <b>160</b>
24	22	22	24	23	22	21	Sum: <b>158</b>
21	20	23	23	24	24		Sum: <b>135</b>
19	24	23	23	23	22		Sum: <b>134</b>
24	21	21	21	24	22		Sum: <b>133</b>

## Class W

**Eva Kristin Knudsen**  
Norway

**Mia Gustavsson**  
Sweden

**Pernilla Stensson**  
Sweden

**Line Våden**  
Norway

**Ragnhild Hølmen Milsteinhaugen**  
Norway

**Annika Friberg**  
Sweden

**Søs Haynes**  
Denmark

**Rie Hedelund**  
Denmark

**Gitte Nielsen**  
Denmark

25	23	22	24	24	25	23	Sum: <b>166</b>
24	25	21	23	23	23	23	Sum: <b>162</b>
24	24	20	22	25	22	23	Sum: <b>160</b>
24	24	24	22	21	20	24	Sum: <b>159</b>
22	22	22	21	23	24	22	Sum: <b>156</b>
21	24	23	21	21	19		Sum: <b>129</b>
21	20	23	21	23	20		Sum: <b>128</b>
22	19	22	19	22	21		Sum: <b>125</b>
20	21	17	19	20	21		Sum: <b>118</b>

## Class S

**Patrik Wahlberg**  
Sweden

**Ole Petter Nordli**  
Norway

25	24	25	25	25	24	24	Sum: <b>172</b>
24	24	23	25	24	25	25	Sum: <b>170</b>

**Morten Valhovd Andersen**

Norway

**Andreas Stausland**

Norway

**Pål Høines**

Norway

**Frode Rundhaug**

Norway

**Per Andersen**

Denmark

**Robert Elmgren**

Sweden

**Knut Ivar Larsen**

Norway

**Sigurd Løgkær**

Denmark

**Evald Nygaard**

Denmark

**Klaus Frostholt**

Denmark

**Henrik Johansson**

Sweden

**Kurt Koed**

Denmark

**Thomas Fogh**

Denmark

<b>25</b>	<b>25</b>	<b>25</b>	<b>24</b>	<b>25</b>	<b>23</b>	<b>22</b>	Sum: <b>169</b>
<b>25</b>	<b>25</b>	<b>23</b>	<b>25</b>	<b>23</b>	<b>24</b>	<b>24</b>	Sum: <b>169</b>
<b>25</b>	<b>24</b>	<b>23</b>	<b>25</b>	<b>24</b>	<b>24</b>	<b>24</b>	Sum: <b>169</b>
<b>25</b>	<b>25</b>	<b>22</b>	<b>24</b>	<b>23</b>	<b>25</b>		Sum: <b>144</b>
<b>24</b>	<b>25</b>	<b>24</b>	<b>24</b>	<b>24</b>	<b>23</b>		Sum: <b>144</b>
<b>24</b>	<b>24</b>	<b>23</b>	<b>24</b>	<b>23</b>	<b>25</b>		Sum: <b>143</b>
<b>25</b>	<b>21</b>	<b>25</b>	<b>24</b>	<b>24</b>	<b>23</b>		Sum: <b>142</b>
<b>24</b>	<b>24</b>	<b>24</b>	<b>24</b>	<b>23</b>	<b>23</b>		Sum: <b>142</b>
<b>23</b>	<b>23</b>	<b>24</b>	<b>22</b>	<b>25</b>	<b>24</b>		Sum: <b>141</b>
<b>24</b>	<b>22</b>	<b>23</b>	<b>24</b>	<b>24</b>	<b>24</b>		Sum: <b>141</b>
<b>25</b>	<b>23</b>	<b>24</b>	<b>24</b>	<b>24</b>	<b>21</b>		Sum: <b>141</b>
<b>24</b>	<b>24</b>	<b>22</b>	<b>23</b>	<b>24</b>	<b>21</b>		Sum: <b>138</b>
<b>21</b>	<b>23</b>	<b>24</b>	<b>22</b>	<b>22</b>	<b>22</b>		Sum: <b>134</b>